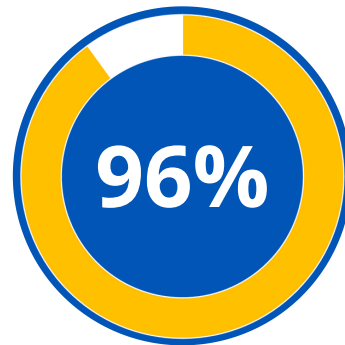


NATIONAL FINDINGS ON HEALTH CENTERS' RESPONSE TO COVID-19

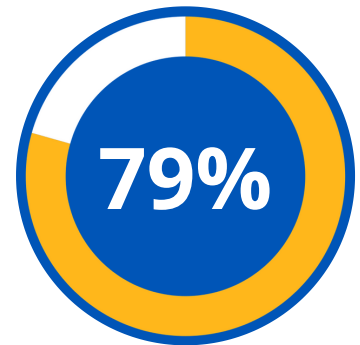
As of July 31, 2020

The Health Resources and Services Administration is surveying health centers weekly to track their COVID-19 response and their patient and staff impacts. 72% (996) of health centers responded this week. Since April 3rd, **over 2.6 million health center patients have been tested for COVID-19.**

Health Centers are Meeting Testing Needs in Their Communities



have the ability to test



have walk-up or drive-up testing

This week:

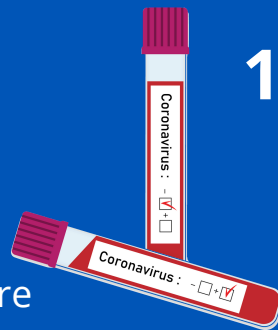
For Virus Detection

208,219 Patients were tested

20,869 Patients tested positive

53% of patients tested were racial and/or ethnic minorities

69% of patients tested positive were racial and/or ethnic minorities



For Antibody Detection

17,233 Patients were tested

2,804 Patients tested positive

69% of patients tested were racial and/or ethnic minorities

36% of patients tested positive were racial and/or ethnic minorities

SINCE APRIL 3RD:¹

Total patients tested

2,675,470

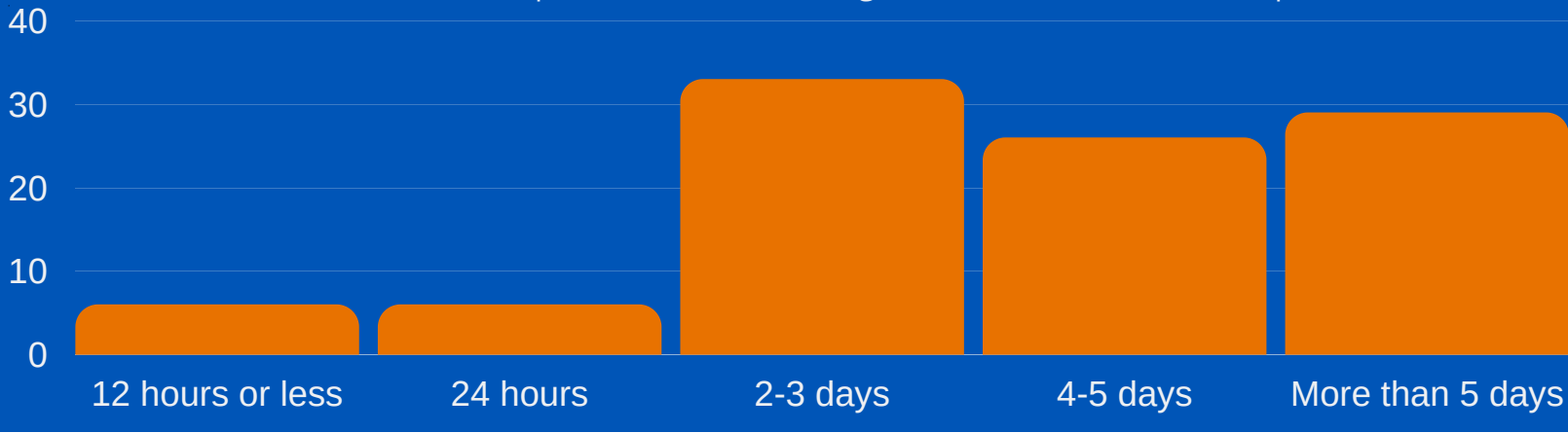


Total patients testing positive

349,156

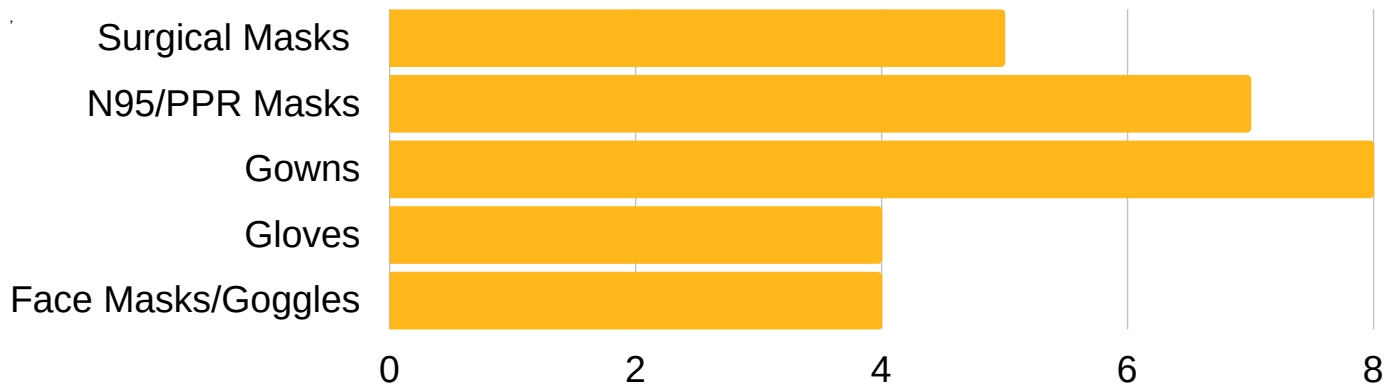
Turnaround Time for COVID-19 Test Results

% of health centers that experienced the following turnaround times for their patients' results



Health Centers Continue to Have Issues with PPE Access

% of health centers that may run out of personal protective equipment (PPE) items after next week



COVID-19 Challenges to Health Center Operations and Budgets. This Week:

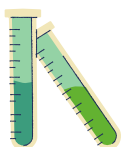


95% of health centers conducted visits virtually

1,048 health center sites temporarily closed due to COVID-19²

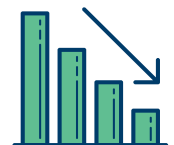


6% of health center staff are unable to report to work due to COVID-19



733 staff tested positive³

Health center visit rates remain below normal at **78%**⁴



Source and Notes: Data presented in this fact sheet come from the Bureau of Primary Health Care, Health Resources and Services Administration, Health Center COVID-19 Survey collected on July 31, 2020. 72% (996) of federally-funded health centers responded. Survey data are preliminary and do not reflect all health centers. Some duplication of patients tested from week to week may occur. For more information, please visit <https://bphc.hrsa.gov/emergency-response/coronavirus-healthcenter-data>.

1. Total reported refers to the number of respondents for COVID-19 testing since the survey period starting on April 3, 2020.

2. Due to staff exposure, school closure, site/service closure, and other reasons.

3. Represents the number that tested positive for COVID-19 virus detection.

4. Visits refers to all visits regardless of service type (e.g. medical, dental, behavioral health, etc.), including virtual visits; visits the week prior to April 10 were 47% of pre-COVID normal rates.

For more information, email research@nachc.org or visit www.nachc.org/coronavirus.