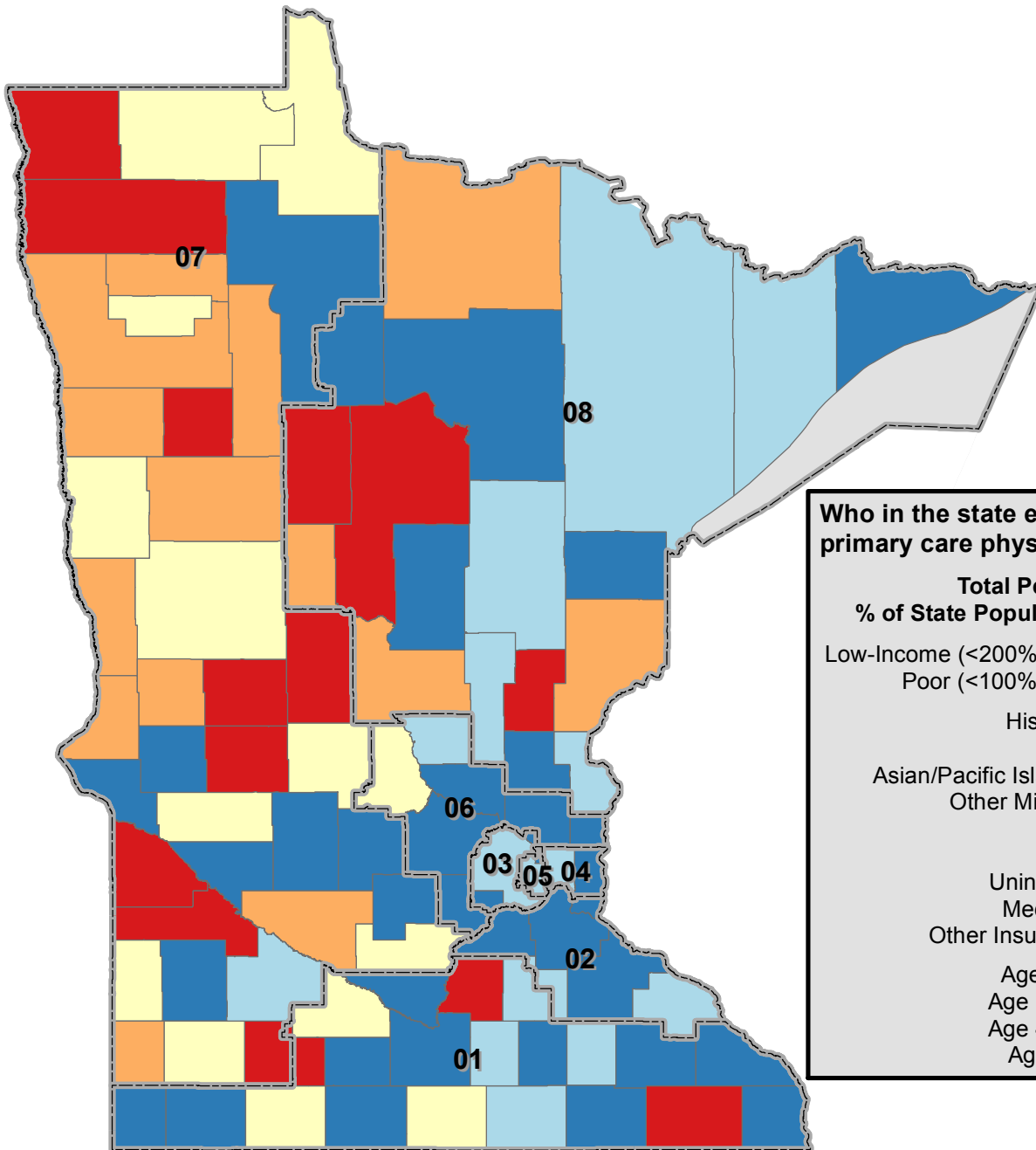
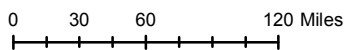


Profiles of the Medically Disenfranchised: Communities Experiencing Shortages of Primary Care Physicians in Minnesota




Who in the state experiences primary care physician shortage?

Total People:	739,360
% of State Population:	14%
Low-Income (<200% FPL):	36%
Poor (<100% FPL):	16%
Hispanic:	5%
Black:	6%
Asian/Pacific Islander:	4%
Other Minority:	4%
Rural:	51%
Uninsured:	12%
Medicaid:	20%
Other Insurance:	67%
Age 0-17:	24%
Age 18-44:	33%
Age 45-64:	27%
Age 65+:	16%



% of County Residents Experiencing Primary Care Physician Shortage



 2013 Congressional Districts

Sources: US Census 2010; HRSA Data Warehouse 2014; AMA Masterfile 2013; UDS Mapper 2014. Notes: Estimates were done only for federally designated shortage areas at the Census block level, then aggregated to county and state levels. State total excludes all health center patients; county and demographic percentages exclude only health center patients who live in shortage areas. For more information, email: research@nachc.org. Created by the Robert Graham Center (2014)