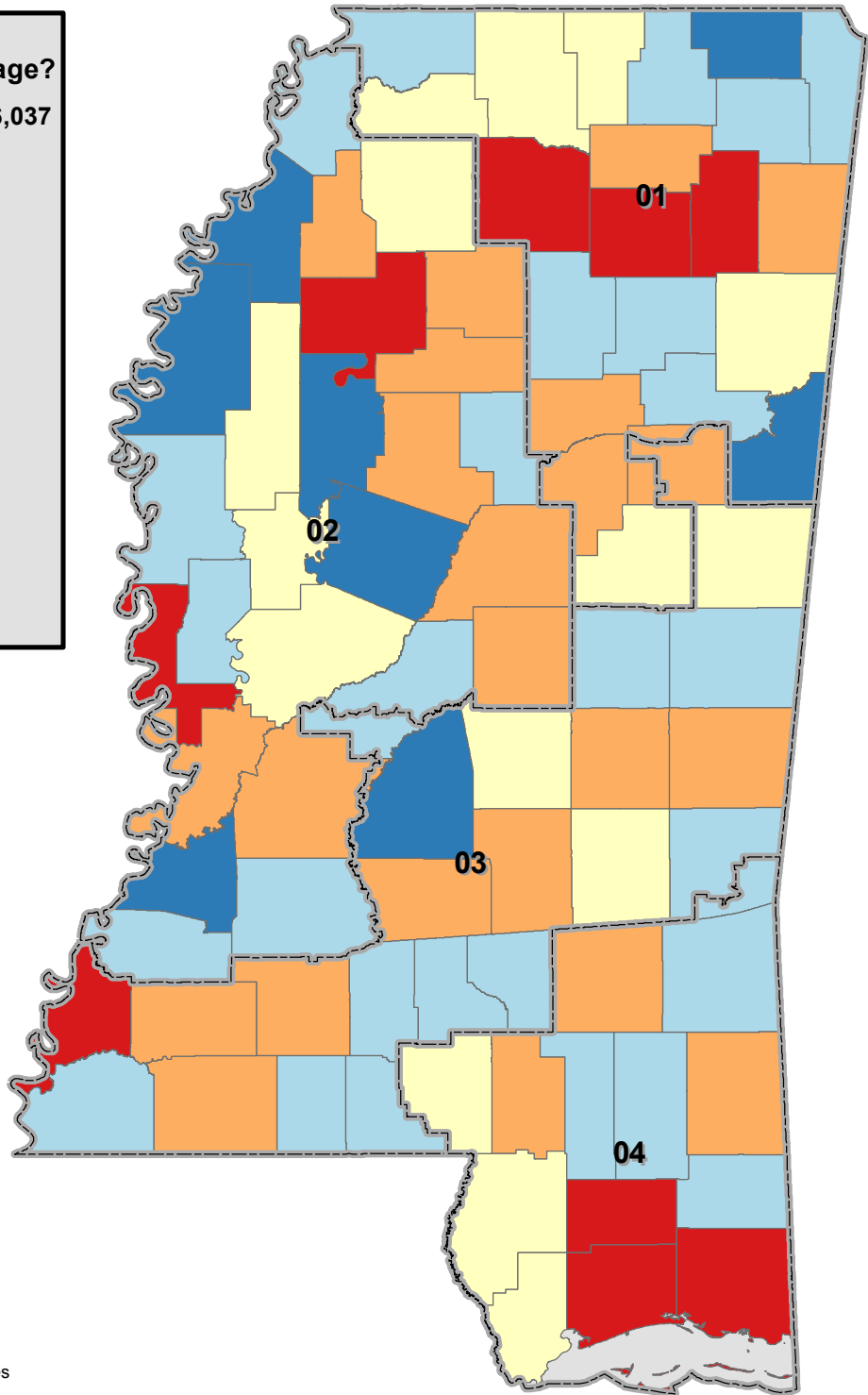







Profiles of the Medically Disenfranchised: Communities Experiencing Shortages of Primary Care Physicians in Mississippi


Who in the state experiences primary care physician shortage?

Total People:	1,566,037
% of State Population:	53%
Low-Income (<200% FPL):	46%
Poor (<100% FPL):	22%
Hispanic:	3%
Black:	35%
Asian/Pacific Islander:	1%
Other Minority:	2%
Rural:	55%
Uninsured:	20%
Medicaid:	23%
Other Insurance:	57%
Age 0-17:	25%
Age 18-44:	36%
Age 45-64:	26%
Age 65+:	13%



% of County Residents Experiencing Primary Care Physician Shortage

	<20%		20 - 45%		45 - 60%		60 - 80%		80 - 98%
---	------	---	----------	--	----------	---	----------	---	----------

 2013 Congressional Districts