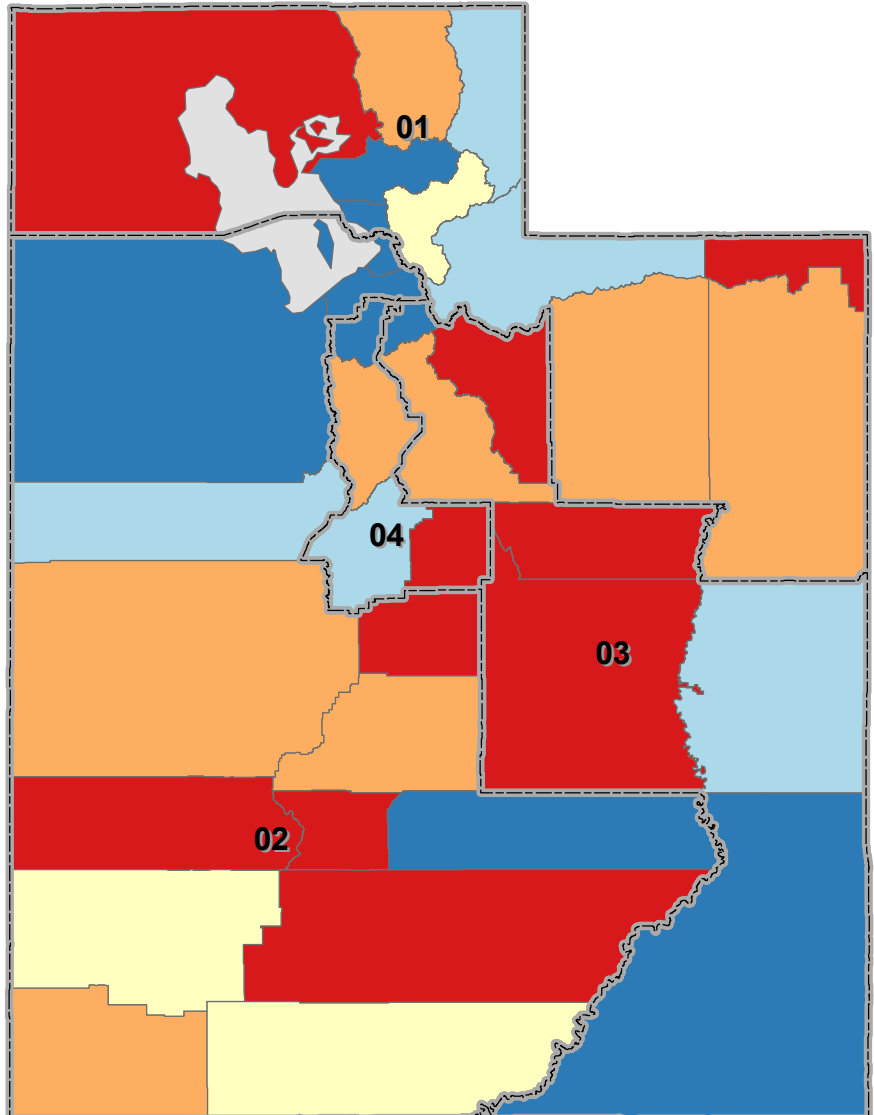


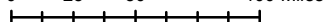
Profiles of the Medically Disenfranchised: Communities Experiencing Shortages of Primary Care Physicians in Utah

Who in the state experiences primary care physician shortage?






Total People:	1,088,107
% of State Population:	39%
Low-Income (<200% FPL):	39%
Poor (<100% FPL):	16%
Hispanic:	14%
Black:	1%
Asian/Pacific Islander:	2%
Other Minority:	3%
Rural:	19%
Uninsured:	19%
Medicaid:	13%
Other Insurance:	68%
Age 0-17:	32%
Age 18-44:	41%
Age 45-64:	18%
Age 65+:	9%




0 25 50 100 Miles



% of County Residents Experiencing Primary Care Physician Shortage

	<25%		25 - 55%		55 - 75%		75 - 85%		85 - 100%
---	------	---	----------	---	----------	---	----------	---	-----------

 2013 Congressional Districts