

NATIONAL FINDINGS ON HEALTH CENTERS' RESPONSE TO COVID-19

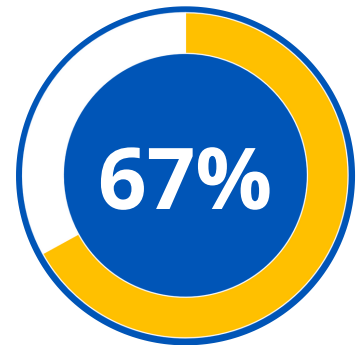
As of May 8, 2020

The Health Resources and Services Administration is surveying health centers weekly to track their COVID-19 response and their patient and staff impacts. 73% (1,101) of health centers responded this week. Their results present a snapshot of an unprecedented and evolving situation.

Health Centers are Rapidly Adapting to Meet Testing Needs in Their Communities



have the ability to test



have walk-up or drive-up testing

Total Reported as of May 8, 2020¹

Increases since last week

484,333 → **127,816**

Patients have been tested

97,627 → **36,155**

Patients have tested positive

4,395 → **419**

Staff have tested positive



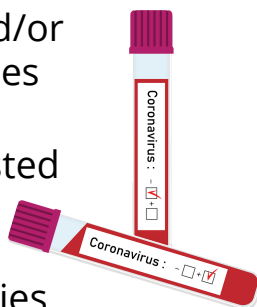
In the past week:

57%

of patients tested were racial and/or ethnic minorities

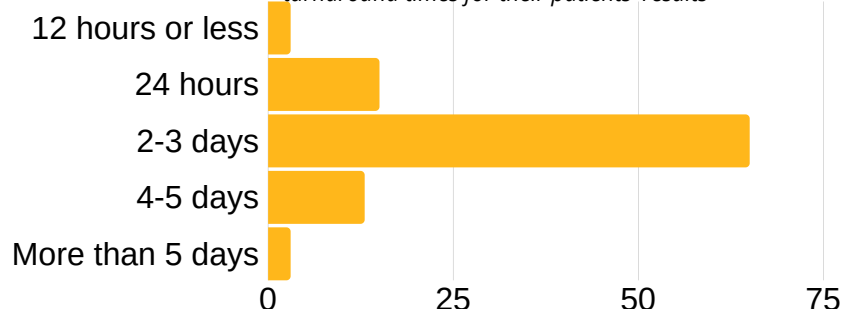
56%

of patients tested positive were racial and/or ethnic minorities



Turnaround Time for Test Results

% of health centers that experienced the following turnaround times for their patients' results

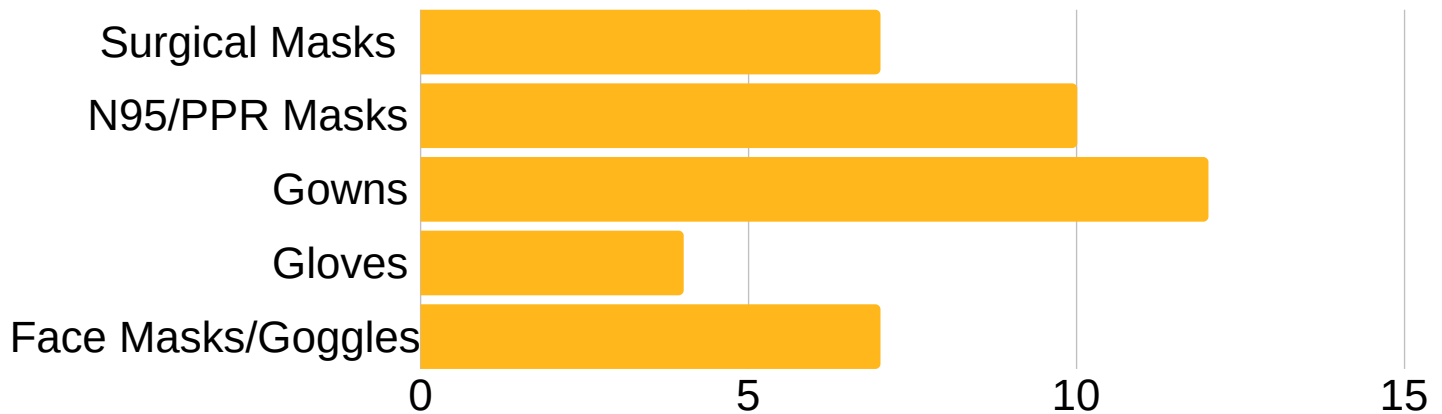


51% of visits last week occurred virtually



Health Centers' Access to Personal Protective Equipment (PPE) Improving, But Needs Remain

% of health centers that may run out of personal protective equipment (PPE) items after next week



COVID-19 Results in Extreme Challenges to Health Center Operations, Staffing, and Budgets. This Week:

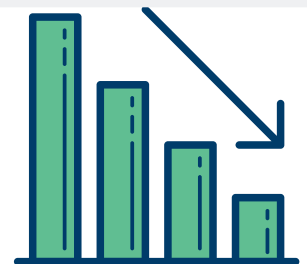
1,954 health center sites temporarily closed due to COVID-19



11% of health center staff are unable to report to work due to COVID-19³



Health center visits are down to 57% of normal rates, a slight increase over last week



Source and Notes: Data presented in this fact sheet come from the Bureau of Primary Health Care, Health Resources and Services Administration, Health Center COVID-19 Survey collected on May 8, 2020. 73% (1,101) of federally-funded health centers responded. Survey data are preliminary and do not reflect all health centers. Some duplication of patients tested from week to week may occur. For more information, please visit <https://bphc.hrsa.gov/emergency-response/coronavirus-healthcenter-data>.

1. Total reported refers to the number of respondents since the survey period starting on April 3, 2020.

2. Visits refers to all visits regardless of service type (e.g. medical, dental, behavioral health, etc.), including virtual visits.

3. Due to staff exposure, school closure, site/service closure, and other reasons.

For more information, email research@nachc.org or visit www.nachc.org/coronavirus.