

NATIONAL FINDINGS ON HEALTH CENTERS' RESPONSE TO COVID-19

As of June 25, 2020

The Health Resources and Services Administration is surveying health centers weekly to track their COVID-19 response and their patient and staff impacts. 73% (1,006) of health centers responded this week. Since April 3rd, **over 1.5 million health center patients have been tested for COVID-19.**

Health Centers are Rapidly Adapting to Meet Testing Needs in Their Communities



have the ability to test



have walk-up or drive-up testing

This week:

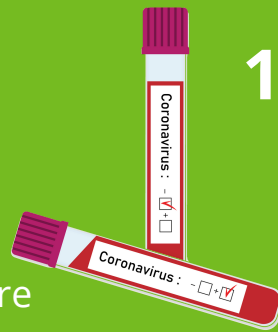
For Virus Detection

176,955 Patients were tested

19,211 Patients tested positive

53% of patients tested were racial and/or ethnic minorities

62% of patients tested positive were racial and/or ethnic minorities



For Antibody Detection

13,775 Patients were tested

2,017 Patients tested positive

58% of patients tested were racial and/or ethnic minorities

52% of patients tested positive were racial and/or ethnic minorities

SINCE APRIL 3RD:¹

Total patients tested

1,549,690



Total patients tested positive

238,770

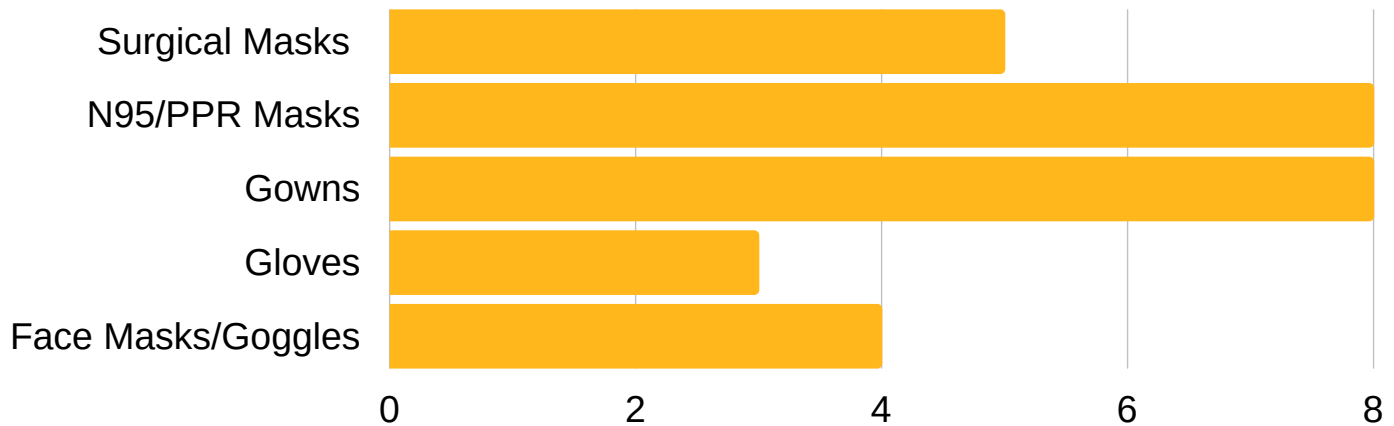
Turnaround Time for COVID-19 Test Results

% of health centers that experienced the following turnaround times for their patients' results



Health Centers' Access to Personal Protective Equipment (PPE) Improving, But Needs Remain

% of health centers that may run out of personal protective equipment (PPE) items after next week



COVID-19 Challenges to Health Center Operations and Budgets. This Week:

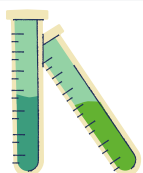


96% of health centers conducted visits virtually

1,495 health center sites temporarily closed due to COVID-19²

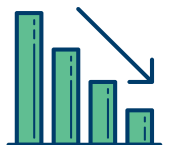


6% of health center staff are unable to report to work due to COVID-19



549 staff tested positive³

Health center visit rates remain below normal at **74%**, which have been increasing slightly each week since April⁴



Source and Notes: Data presented in this fact sheet come from the Bureau of Primary Health Care, Health Resources and Services Administration, Health Center COVID-19 Survey collected on June 25, 2020. 73% (1,006) of federally-funded health centers responded. Survey data are preliminary and do not reflect all health centers. Some duplication of patients tested from week to week may occur. For more information, please visit <https://bphc.hrsa.gov/emergency-response/coronavirus-healthcenter-data>.

1. Total reported refers to the number of respondents for COVID-19 testing since the survey period starting on April 3, 2020.

2. Due to staff exposure, school closure, site/service closure, and other reasons.

3. Represents the number that tested positive for COVID-19 virus detection.

4. Visits refers to all visits regardless of service type (e.g. medical, dental, behavioral health, etc.), including virtual visits; visits the week prior to April 10 were 47% of pre-COVID normal rates.

For more information, email research@nachc.org or visit www.nachc.org/coronavirus.