

NATIONAL FINDINGS ON HEALTH CENTERS' RESPONSE TO COVID-19

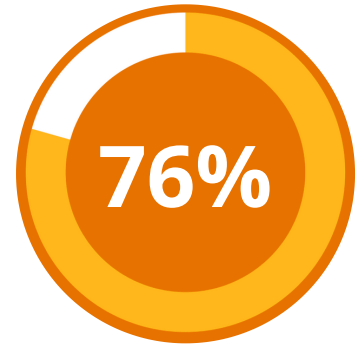
As of July 3, 2020

The Health Resources and Services Administration is surveying health centers weekly to track their COVID-19 response and their patient and staff impacts. 70% (972) of health centers responded this week. Since April 3rd, **over 1.7 million health center patients have been tested for COVID-19.**

Health Centers are Rapidly Adapting to Meet Testing Needs in Their Communities



have the ability to test



have walk-up or drive-up testing

This week:

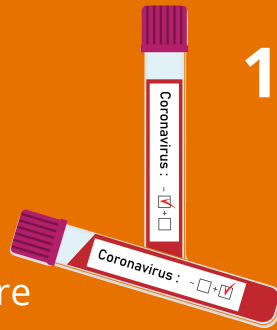
For Virus Detection

167,190 Patients were tested

14,213 Patients tested positive

49% of patients tested were racial and/or ethnic minorities

71% of patients tested positive were racial and/or ethnic minorities



For Antibody Detection

10,066 Patients were tested

1,405 Patients tested positive

65% of patients tested were racial and/or ethnic minorities

67% of patients tested positive were racial and/or ethnic minorities

SINCE APRIL 3RD:¹

Total patients tested

1,726,946

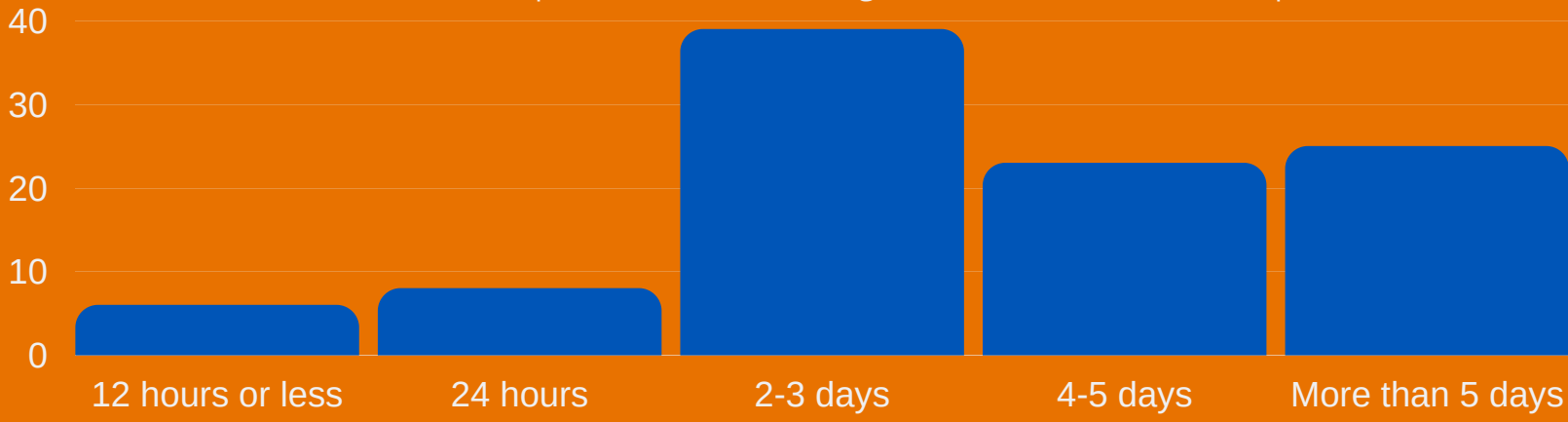


Total patients tested positive

254,388

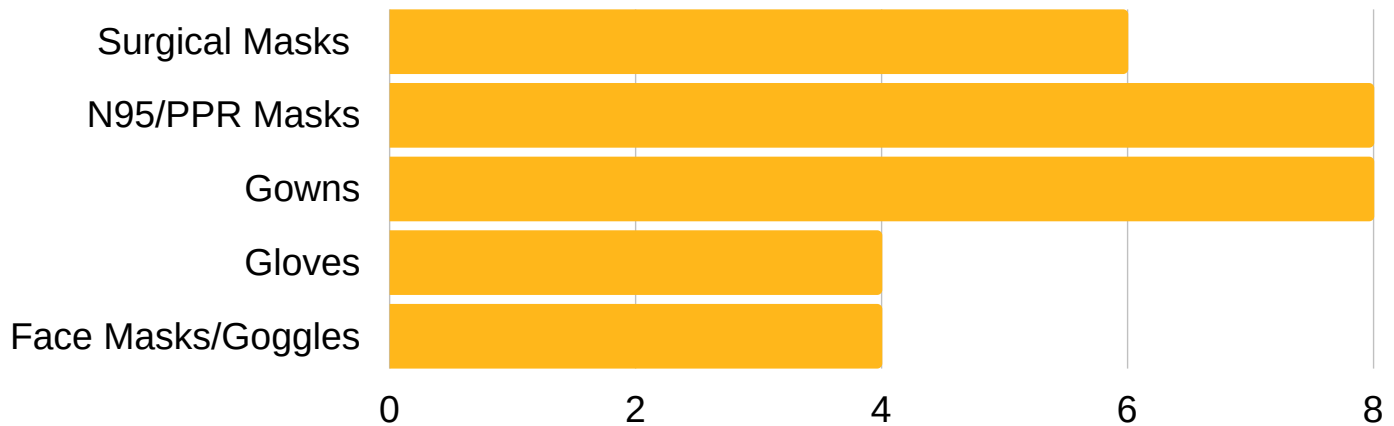
Turnaround Time for COVID-19 Test Results

% of health centers that experienced the following turnaround times for their patients' results



Health Centers Continue to Have Issues with PPE Access

% of health centers that may run out of personal protective equipment (PPE) items after next week



COVID-19 Challenges to Health Center Operations and Budgets. This Week:

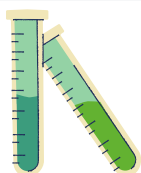


95% of health centers conducted visits virtually

1,168 health center sites temporarily closed due to COVID-19²

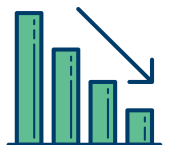


6% of health center staff are unable to report to work due to COVID-19



561 staff tested positive³

Health center visit rates remain below normal at **73%**, which have been increasing slightly each week since April⁴



Source and Notes: Data presented in this fact sheet come from the Bureau of Primary Health Care, Health Resources and Services Administration, Health Center COVID-19 Survey collected on July 3, 2020. 70% (972) of federally-funded health centers responded. Survey data are preliminary and do not reflect all health centers. Some duplication of patients tested from week to week may occur. For more information, please visit <https://bphc.hrsa.gov/emergency-response/coronavirus-healthcenter-data>.

1. Total reported refers to the number of respondents for COVID-19 testing since the survey period starting on April 3, 2020.

2. Due to staff exposure, school closure, site/service closure, and other reasons.

3. Represents the number that tested positive for COVID-19 virus detection.

4. Visits refers to all visits regardless of service type (e.g. medical, dental, behavioral health, etc.), including virtual visits; visits the week prior to April 10 were 47% of pre-COVID normal rates.

For more information, email research@nachc.org or visit www.nachc.org/coronavirus.