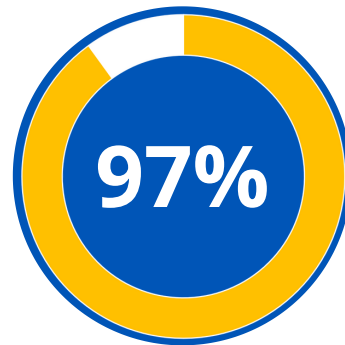


NATIONAL FINDINGS ON HEALTH CENTERS' RESPONSE TO COVID-19

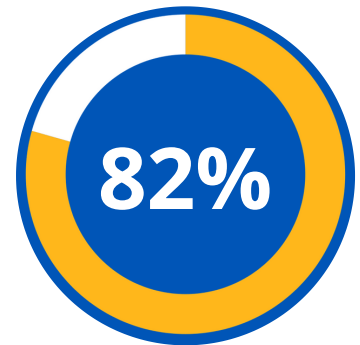
As of October 23, 2020

Health Centers are Meeting Testing Needs in Their Communities

The Health Resources and Services Administration is surveying health centers weekly to track their COVID-19 response. 67% (917) of health centers responded this week. Since April 3rd, over **4.9 million** health center patients have been tested for COVID-19 and **11%** have tested positive.



have the ability to test



have walk-up or drive-up testing

This week:

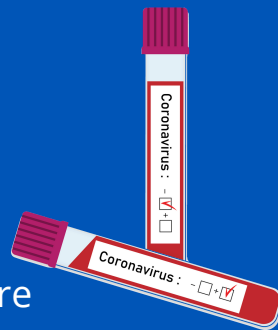
For Virus Detection

191,403 Patients were tested

18,768 Patients tested positive

46% of patients tested were racial and/or ethnic minorities

51% of patients tested positive were racial and/or ethnic minorities



For Antibody Detection

8,566 Patients were tested

1,520 Patients tested positive

61% of patients tested were racial and/or ethnic minorities

48% of patients tested positive were racial and/or ethnic minorities

SINCE APRIL 3RD:¹

Total patients tested

4,925,310



Total patients testing positive

559,866

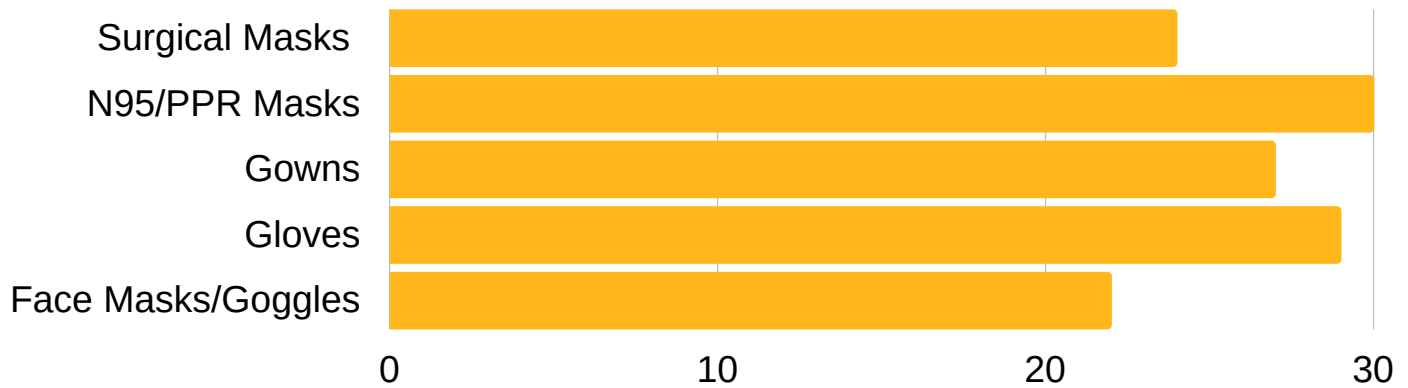
Turnaround Time for COVID-19 Test Results

% of health centers that experienced the following turnaround times for their patients' results



Health Centers Continue to Have Issues with PPE Access

% of health centers that do not have adequate personal protective equipment (PPE) items for **the next month**



COVID-19 Challenges to Health Center Operations and Budgets. This Week:

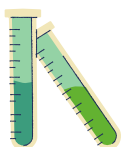


94% of health centers conducted visits virtually

533 health center sites temporarily closed due to COVID-19²

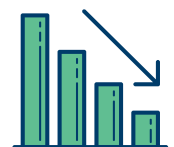


4% of health center staff are unable to report to work due to COVID-19



668 staff tested positive³

Health center visit rates remain below normal at **84%**⁴



Source and Notes: Data presented in this fact sheet come from the Bureau of Primary Health Care, Health Resources and Services Administration, Health Center COVID-19 Survey collected on October 23, 2020. 67% (917) of federally-funded health centers responded. Survey data are preliminary and do not reflect all health centers. Some duplication of patients tested from week to week may occur. For more information, please visit <https://bphc.hrsa.gov/emergency-response/coronavirus-healthcenter-data>.

1. Total reported refers to the number of respondents for COVID-19 testing since the survey period starting on April 3, 2020.

2. Due to staff exposure, school closure, site/service closure, and other reasons.

3. Represents the number that tested positive for COVID-19 virus detection.

4. Visits refers to all visits regardless of service type (e.g. medical, dental, behavioral health, etc.), including virtual visits; visits the week prior to April 10 were 47% of pre-COVID normal rates.

For more information, email research@nachc.org or visit www.nachc.org/coronavirus.