

# NATIONAL FINDINGS ON HEALTH CENTERS' RESPONSE TO COVID-19

As of April 23, 2021

## Health Centers are Meeting Vaccine Needs in Their Communities This Week:

The Health Resources and Services Administration is surveying health centers weekly to track their COVID-19 response. 79% (1,085) of health centers responded this week. To date, over **10.6 million** health center patients have been tested for COVID-19, **12%** have tested positive and over **3 million** vaccines have been completed.



mobile van events



pop-up clinic events

*This week's COVID-19 vaccinations:*

**466,153** Vaccinations were initiated

**73%**

of vaccinations initiated were racial and/or ethnic minority patients



**474,037** Vaccinations were completed

**63%**

of vaccinations completed were racial and/or ethnic minority patients

SINCE JANUARY 1, 2021:

Total vaccinations initiated <sup>1</sup>

**5,159,688**

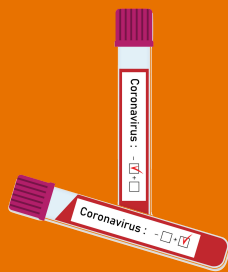


Total vaccinations completed

**3,559,212**

This Week for COVID-19 Virus Detection

**154,656** Patients were tested  
 65% of patients tested were racial and/or ethnic minorities



**13,113** Patients tested positive  
 69% of patients tested positive were racial and/or ethnic minorities

SINCE APRIL 3RD, 2020:  
 Total patients tested

**10,589,904**



Total patients testing positive

**1,315,992**

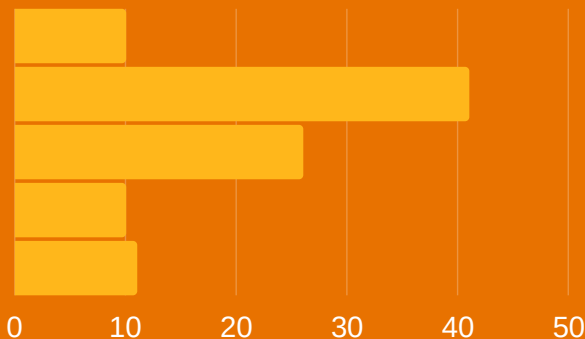
Health Centers Continue to Have Issues with Test Result Turnaround Time and Administering the Vaccine

% of Health Centers That Have These Challenges with Vaccine Deployment:

**54%**

of Health Centers Report COVID-19 Test Results Have a Turnaround Time of 2 or More Days

Financial Reimbursement  
 Adequate Staff  
 Vaccine Confidence  
 Vaccine Storage  
 Vaccine Supply



Ongoing Health Center Operations and COVID-19 Challenges for This Week:




**93%** of health centers conducted visits virtually

**451** health center sites temporarily closed due to COVID-19<sup>2</sup>




**96%** of health centers have adequate PPE for the next week



**274** staff tested positive<sup>3</sup>

Health center visit rates remain below normal at **90%**<sup>4</sup>



Source and Notes: Data presented in this fact sheet come from the Bureau of Primary Health Care, Health Resources and Services Administration, Health Center COVID-19 Survey collected on April 23, 2021. 79% (1,085) of federally-funded health centers responded. Survey data are preliminary and do not reflect all health centers. Some duplication of patients tested from week to week may occur. For more information, please visit <https://bphc.hrsa.gov/emergency-response/coronavirus-healthcenter-data>.

1. Total reported refers to the number of respondents for COVID-19 testing since the survey period starting on April 3, 2020.  
 2. Due to staff exposure, school closure, site/service closure, and other reasons.  
 3. Represents the number that tested positive for COVID-19 virus detection.  
 4. Visits refers to all visits regardless of service type (e.g. medical, dental, behavioral health, etc.), including virtual visits.