

# NATIONAL FINDINGS ON HEALTH CENTERS' RESPONSE TO COVID-19

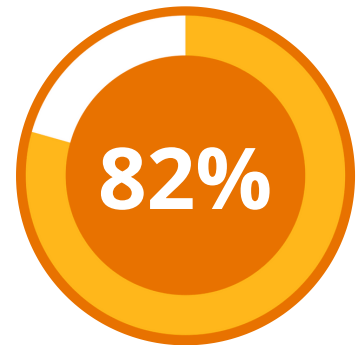
As of November 27, 2020

The Health Resources and Services Administration is surveying health centers weekly to track their COVID-19 response. 69% (945) of health centers responded this week. Since April 3rd, **6 million** health center patients have been tested for COVID-19 and **12%** have tested positive.

## Health Centers are Meeting Testing Needs in Their Communities



have the ability to test



have walk-up or drive-up testing

### This week:

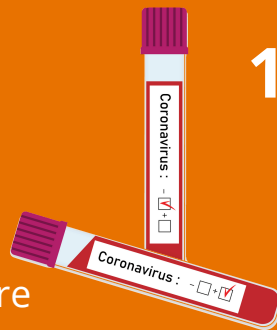
*For Virus Detection*

**245,114** Patients were tested

**35,578** Patients tested positive

**45%** of patients tested were racial and/or ethnic minorities

**51%** of patients tested positive were racial and/or ethnic minorities



*For Antibody Detection*

**10,434** Patients were tested

**2,281** Patients tested positive

**55%** of patients tested were racial and/or ethnic minorities

**47%** of patients tested positive were racial and/or ethnic minorities

SINCE APRIL 3RD:<sup>1</sup>

Total patients tested

**6,272,686**




Total patients testing positive

**755,698**

# Health Centers Continue to Have Issues with Test Result Turnaround Time and PPE Access

**82%**

of Health Centers Report COVID-19 Test Results Have a Turnaround Time of **2 or More Days**



% of health centers that do not have adequate personal protective equipment (PPE) items for **the next month**



## COVID-19 Challenges to Health Center Operations and Budgets. This Week:



**95%** of health centers conducted visits virtually

**648** health center sites temporarily closed due to COVID-19




**5%** of health center staff are unable to report to work due to COVID-19



**1,489** staff tested positive<sup>3</sup>

Health center visit rates remain below normal at **77%**<sup>4</sup>



## Health Centers are also providing needed flu vaccines during the pandemic. This week:

**202,152**

flu vaccinations have been administered



**75%**

of patients vaccinated were racial and/or ethnic minorities

Source and Notes: Data presented in this fact sheet come from the Bureau of Primary Health Care, Health Resources and Services Administration, Health Center COVID-19 Survey collected on November 27, 2020. 69% (945) of federally-funded health centers responded. Survey data are preliminary and do not reflect all health centers. Some duplication of patients tested from week to week may occur. For more information, please visit <https://bphc.hrsa.gov/emergency-response/coronavirus-healthcenter-data>.

1. Total reported refers to the number of respondents for COVID-19 testing since the survey period starting on April 3, 2020.

2. Due to staff exposure, school closure, site/service closure, and other reasons.

3. Represents the number that tested positive for COVID-19 virus detection.

4. Visits refers to all visits regardless of service type (e.g. medical, dental, behavioral health, etc.), including virtual visits; visits the week prior to April 10 were 47% of pre-COVID normal rates.

For more information, email [research@nachc.org](mailto:research@nachc.org) or visit [www.nachc.org/coronavirus](http://www.nachc.org/coronavirus).