

NATIONAL FINDINGS ON HEALTH CENTERS' RESPONSE TO COVID-19

As of January 29, 2021

The Health Resources and Services Administration is surveying health centers weekly to track their COVID-19 response. 60% (822) of health centers responded this week. To date, **8 million** health center patients have been tested for COVID-19, **13%** have tested positive and **29,300** vaccines have been completed.

Health Centers are Meeting Testing Needs in Their Communities



have the ability to test



have walk-up or drive-up testing

This week's COVID-19 vaccinations:

168,474 Vaccinations were initiated

37%

of vaccinations initiated were racial and/or ethnic minority patients



15,483 Vaccinations were completed

31%

of vaccinations completed were racial and/or ethnic minority patients

SINCE JANUARY 1:

Total vaccinations initiated ¹

442,365

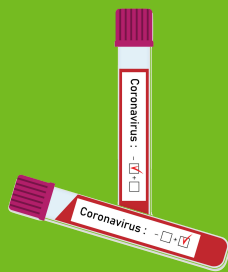


Total vaccinations completed

29,322

This Week for COVID-19 Virus Detection

189,862 Patients were tested
 48% of patients tested were racial and/or ethnic minorities



24,848 Patients tested positive
 54% of patients tested positive were racial and/or ethnic minorities

SINCE APRIL 3RD:
 Total patients tested

8,755,062

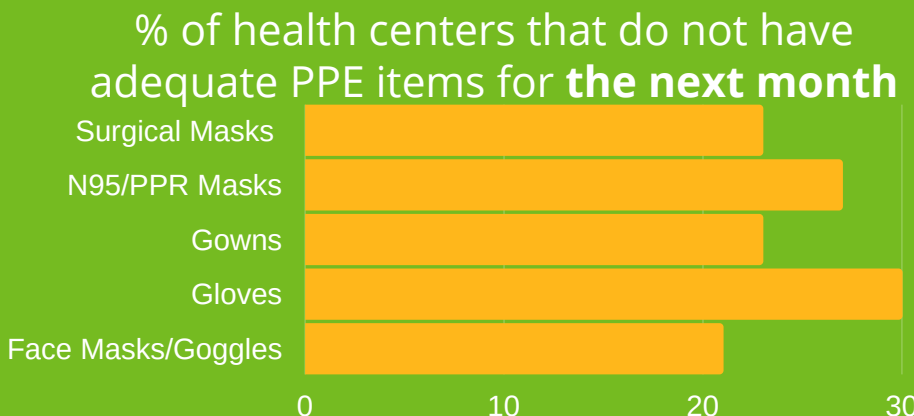


Total patients testing positive

1,149,472

Health Centers Continue to Have Issues with Test Result Turnaround Time and PPE Access

69% of Health Centers Report COVID-19 Test Results Have a Turnaround Time of 2 or More Days



Ongoing Health Center Operations and COVID-19 Challenges for This Week:

95% of health centers conducted visits virtually



479 health center sites temporarily closed due to COVID-19²




4% of health center staff are unable to report to work due to COVID-19



758 staff tested positive³



Health center visit rates remain below normal at **84%**⁴



89,512 flu vaccinations were administered



Source and Notes: Data presented in this fact sheet come from the Bureau of Primary Health Care, Health Resources and Services Administration, Health Center COVID-19 Survey collected on January 29, 2021. 60% (822) of federally-funded health centers responded. Survey data are preliminary and do not reflect all health centers. Some duplication of patients tested from week to week may occur. For more information, please visit <https://bphc.hrsa.gov/emergency-response/coronavirus-healthcenter-data>.

1. Total reported refers to the number of respondents for COVID-19 testing since the survey period starting on April 3, 2020.
 2. Due to staff exposure, school closure, site/service closure, and other reasons.
 3. Represents the number that tested positive for COVID-19 virus detection.
 4. Visits refers to all visits regardless of service type (e.g. medical, dental, behavioral health, etc.), including virtual visits; visits the week prior to April 10 were 47% of pre-COVID normal rates.

For more information, email research@nachc.org or visit www.nachc.org/coronavirus.