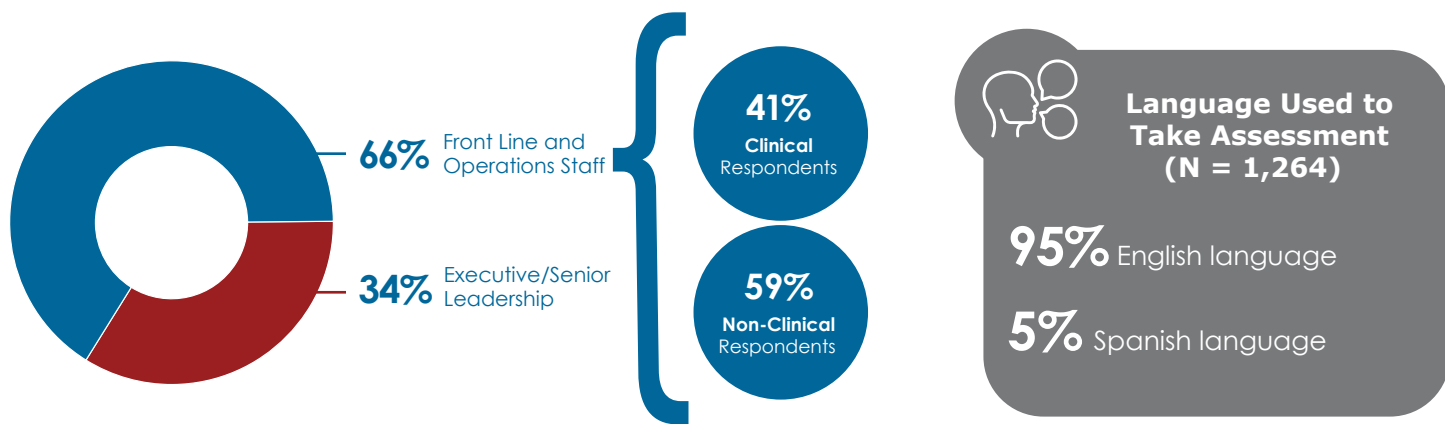


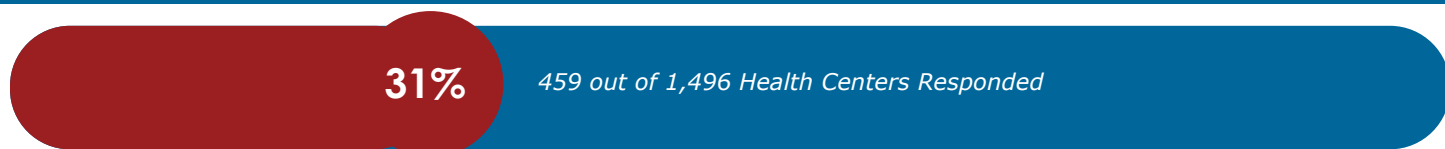
BACKGROUND ON ASSESSMENT

The 22 Health Resources and Services Administration (HRSA)-funded National Training and Technical Assistance Partners (NTTAPs), coordinated by the National Association of Community Health Centers (NACHC), conducted the 2024 National Health Center Training and Technical Assistance (T/TA) Needs Assessment (needs assessment) in Fall 2024. Through a cooperative agreement from the HRSA Bureau of Primary Health Care (BPHC), the needs assessment intended to identify and address health center T/TA needs, challenges, and priorities. Results of the needs assessment will inform the development and delivery of T/TA provided to health centers by NTTAPs, Primary Care Associations (PCAs), and Health Center Controlled Networks (HCCNs). JSI Research & Training Institute, Inc., a NACHC contractor, piloted and then fielded the needs assessment and analyzed the data. The pilot was conducted in June 2024, followed by full national fielding August 19 - November 1, 2024. Analysis was conducted in December 2024. For more information, visit www.nachc.org/resource/national-training-and-technical-assistance-needs-assessment.

Total Individual Responses: 1,264

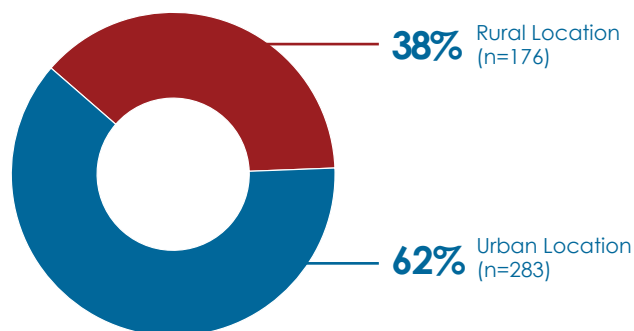


Total Unique Health Center Grantee and Look Alike Responses: 459



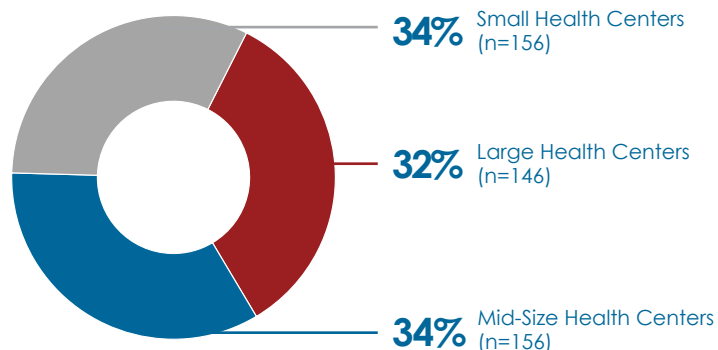
Health Center Location (N=459)

Categorized based on 2023 UDS Designation*



Health Center Size (N=459)

Based on number of patients.
Small <10,000; Mid-size 10,000-25,000; Large >25,000



*It is important to note that some health centers have multiple sites that may serve both rural and urban populations; for the purposes of this needs assessment, they were categorized based on their designation.

Top T/TA Needs by Specific Topic

Based on Individual Responses



WORKFORCE (N=812)

T/TA Topic	Specific T/TA Need	n	Percent
Build Effective Processes for Recruiting	Clinical staff	615	76%
Management	Support professional development for young professionals and early to mid-career staff	553	68%
Recruitment & Retention	Develop organizational strategies to reduce staff burnout	551	68%



QUALITY, PATIENT CARE, AND SAFETY (N=749)

T/TA Topic	Specific T/TA Need	n	Percent
Intersection of Clinical Care & Community Health	Learn about emerging clinical topics and best practices for working with certain groups of patients	544	72%
Data Collection & Use	Use data to guide and improve clinical quality, operations, and health center finances	521	70%
	Collect and use Enabling Services data to improve patient outcomes	464	62%



COMMUNITY HEALTH AND HEALTH-RELATED NEEDS (N=743)

T/TA Topic	Specific T/TA Need	n	Percent
Assess and address the needs of patients who are	Experiencing housing insecurity	510	73%
	Experiencing lack of transportation (including access to public transportation)	508	73%
Improving Health Outcomes	Build programs and partnerships to address health-related needs and improve health outcomes	507	68%

PREFERRED T/TA MODALITIES (N=1,239)



E-learning or online-self-paced modules

77%

National training workshops or webinars

53%

Small cohort, tailored services (e.g., learning collaborative)

43%

TOP THREE FIVE-YEAR OUTLOOK T/TA NEEDS

Based on Open Text Responses

Recruitment and Retention

Financial Sustainability

Expansion of Patient Services