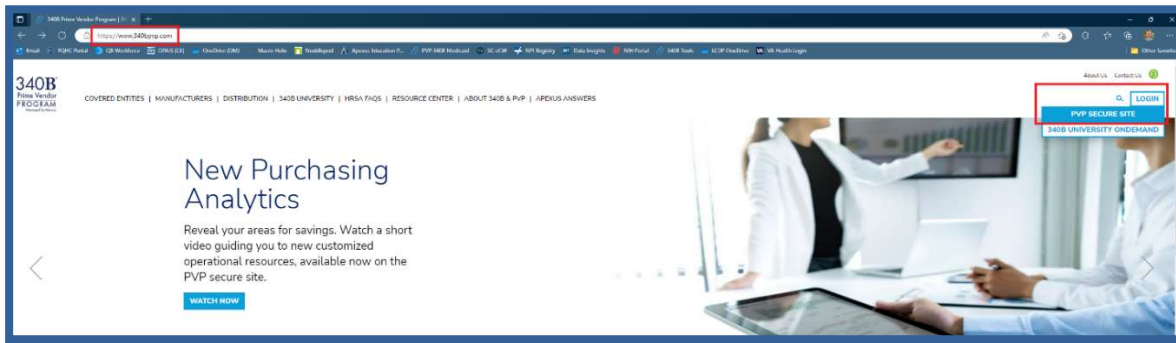


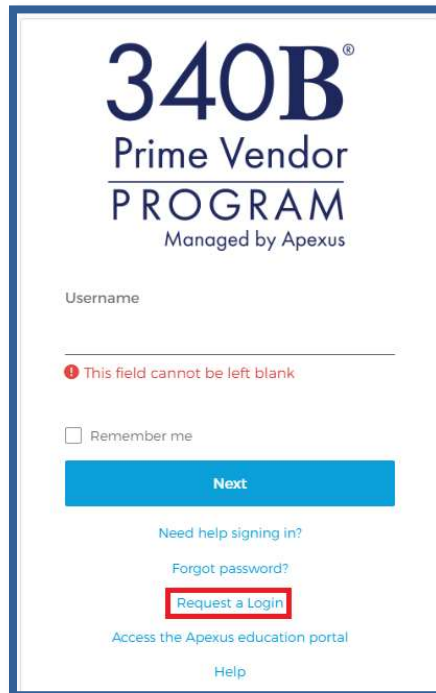
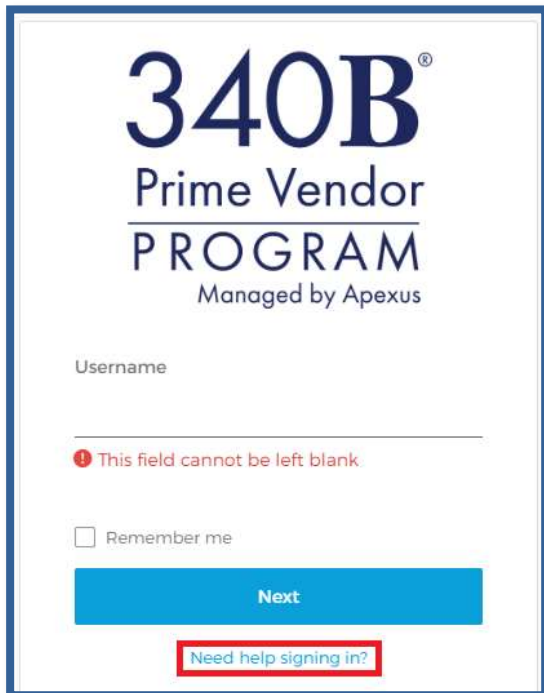
340B Rebate Model Drug Impact Calculator User Guide

Create a PVP Secure Site Login (Skip this section if you already have one)

1. Go to www.340bpvp.com
2. Click Login then PVP Secure Site



3. Click Need Help Signing In and then Request a Login

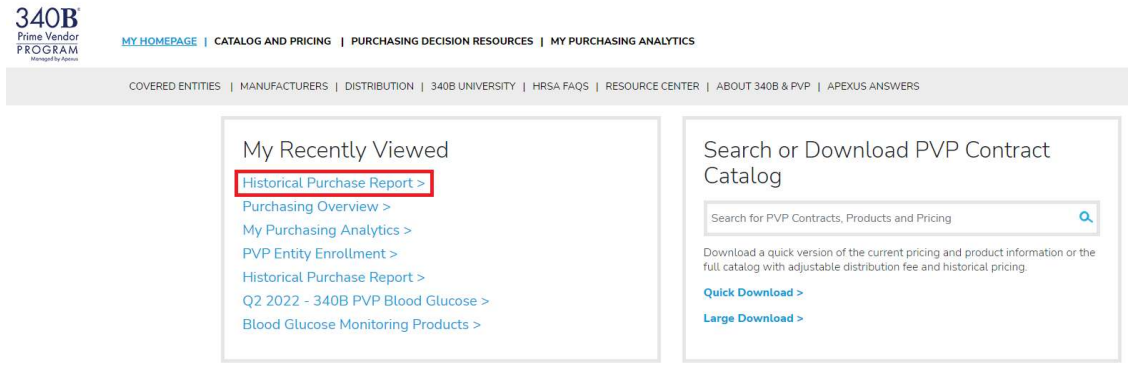


4. Enter your health center email address and click Next
5. Complete the form
6. Click Select next to one of your health center sites
7. Submit the form

Run the Historical Purchase Report

1. Log into www.340bpvp.com PVP Secure Site

2. Look for Historical Purchase Report under “My Recently Viewed”



3. Click to change the search parameters to “By Date”

Historical Purchases

Download historical purchasing information at the invoice level for products purchased on 340B or WAC accounts. Run this report for specific drug labeler codes, manufacturer names, NDCs, or a date range.

The data provided reflect purchases reported to Apexus by distributors within the PVP distribution network. The data may not reflect all purchases for any given search due to factors such as manufacturer direct purchases and purchases from a distributor outside the PVP distribution network. In addition, purchase history information from PVP-contracted medical-surgical distributors is currently not reflected in purchase history reporting on this site. Please contact your medical-surgical distributor directly for any historical purchase data.

Entity:

Select One: By NDC By Labeler Code By Manufacturer By Date

NDC:

Labeler Code:

Manufacturer:

Date Range:

Label Code:

Manufacturer:

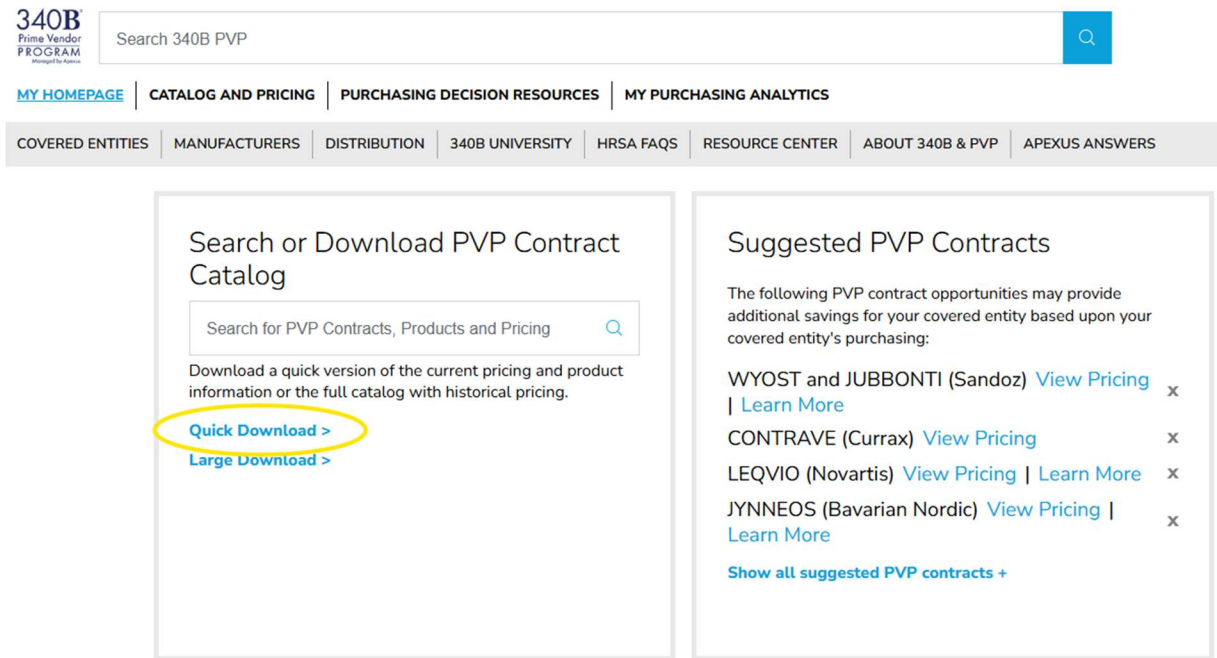
Date Range:

4. In needed, change Date Range to “Last Calendar Year” by clicking in the date range and selecting

5. Click Export

Run the PVP Contract Catalog

1. Log into www.340bpvp.com PVP Secure Site
2. Click Quick Download under the Search or Download PVP Contract Catalog Section on the Homepage



340B Prime Vendor PROGRAM

Search 340B PVP

[MY HOMEPAGE](#) | [CATALOG AND PRICING](#) | [PURCHASING DECISION RESOURCES](#) | [MY PURCHASING ANALYTICS](#)

[COVERED ENTITIES](#) | [MANUFACTURERS](#) | [DISTRIBUTION](#) | [340B UNIVERSITY](#) | [HRSA FAQs](#) | [RESOURCE CENTER](#) | [ABOUT 340B & PVP](#) | [APEXUS ANSWERS](#)

Search or Download PVP Contract Catalog

Search for PVP Contracts, Products and Pricing

Download a quick version of the current pricing and product information or the full catalog with historical pricing.

Quick Download >

Large Download >

Suggested PVP Contracts

The following PVP contract opportunities may provide additional savings for your covered entity based upon your covered entity's purchasing:

- WYOST and JUBBONTI (Sandoz) [View Pricing](#) x
- | [Learn More](#)
- CONTRAVE (Currax) [View Pricing](#) x
- LEQVIO (Novartis) [View Pricing](#) | [Learn More](#) x
- JYNNEOS (Bavarian Nordic) [View Pricing](#) | [Learn More](#) x

[Show all suggested PVP contracts +](#)

Calculating Rebate Model Impact on Drug Costs

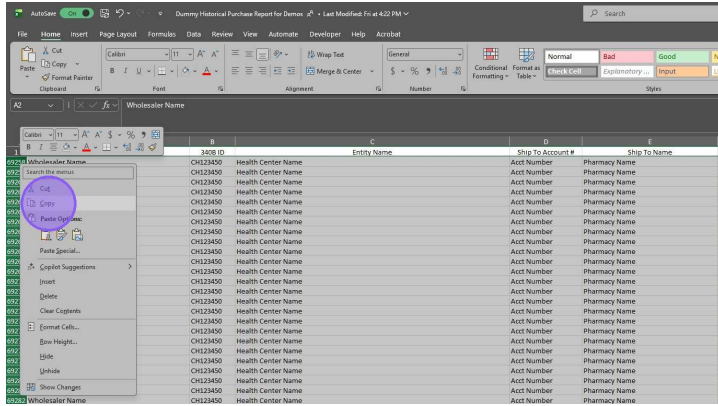
1. Open FQHC 340B Compliance_Rebate Drug Cost Impact Calculator

2. Click on cell B13 to enter your organization's days' cash on hand.

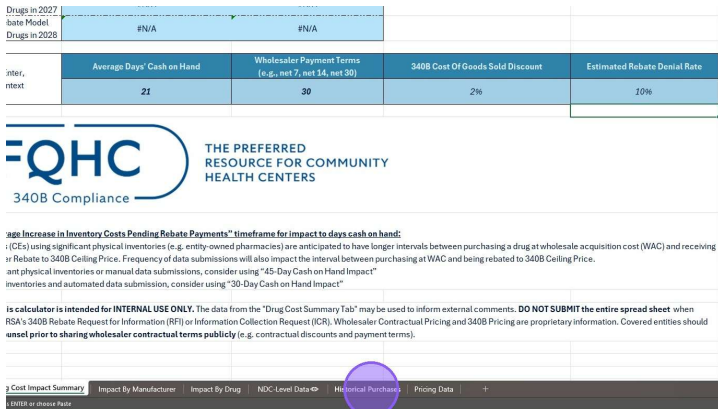
This will not factor into any calculations but provides context to the impact on the organization as a whole.

3. Click on cell C13 to enter your organization's wholesaler payment terms. Again, this will not factor into any calculations but provides additional context to the impact on the organization and its ability to purchase drugs at a WAC cost on an ongoing basis.

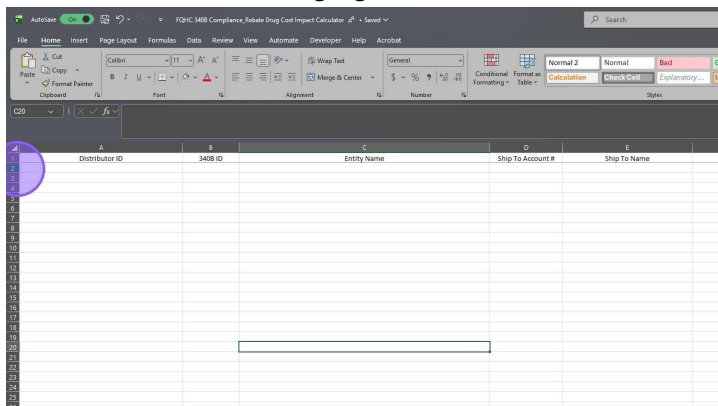
10. Click "Copy"



11. Return to the Calculator document and click on the "Historical Purchases" tab at the bottom.



12. Click on the number 2 to highlight the second row of the sheet.



16. Open the 340B PVP Catalog Quick Download report you ran for the current quarter.

Internal PVP Contract Number	Manufacturer	NDC/Item #	Label Name	Package Quantity Description	340B Selling Price	PVP Contracted Price - 340B Account	PVP Contracted Price (FF Date - 340B Account)	PVP Contracted Price Exp Date - 340B Account
DPPV101	Wm's & Weston Co Ltd	DPPV101						
DPPV102	WBO Specialty Distribution LLC	DPPV102						
DPPV401	Cardinal Health, Inc.	DPPV401						
DPPV402	Cardinal Health, Inc.	DPPV402						
DPPV501	Watson Corp	DPPV501						
DPPV502	Watson Corp	DPPV502						
DPPV503	Watson Corp	DPPV503						
DPPV601	AmericanSurgen Corp	DPPV601						
DPPV604	AmericanSurgen Specialty Group	DPPV604						
DPPV601	RS Sales LLC	DPPV601						
DPPV1101	Kerrig Inc	DPPV1101						
DPPV1201	Mylan Drug Company	DPPV1201						

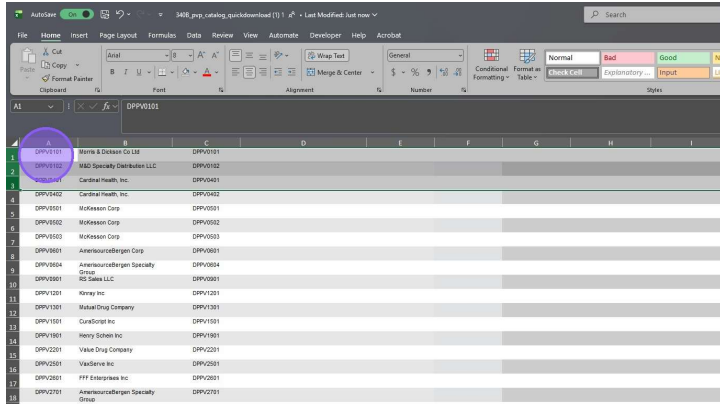
17. Highlight the top three rows by clicking on the 1 and dragging down to the 3.

Internal PVP Contract Number	Manufacturer	NDC/Item #	Label Name	Package Quantity Description	340B Selling Price	PVP Contracted Price - 340B Account	PVP Contracted Price (FF Date - 340B Account)	PVP Contracted Price Exp Date - 340B Account
DPPV101	Wm's & Weston Co Ltd	DPPV101						
DPPV102	WBO Specialty Distribution LLC	DPPV102						
DPPV401	Cardinal Health, Inc.	DPPV401						
DPPV402	Cardinal Health, Inc.	DPPV402						
DPPV501	Watson Corp	DPPV501						
DPPV502	Watson Corp	DPPV502						
DPPV503	Watson Corp	DPPV503						
DPPV601	AmericanSurgen Corp	DPPV601						
DPPV604	AmericanSurgen Specialty Group	DPPV604						
DPPV601	RS Sales LLC	DPPV601						
DPPV1101	Kerrig Inc	DPPV1101						
DPPV1201	Mylan Drug Company	DPPV1201						

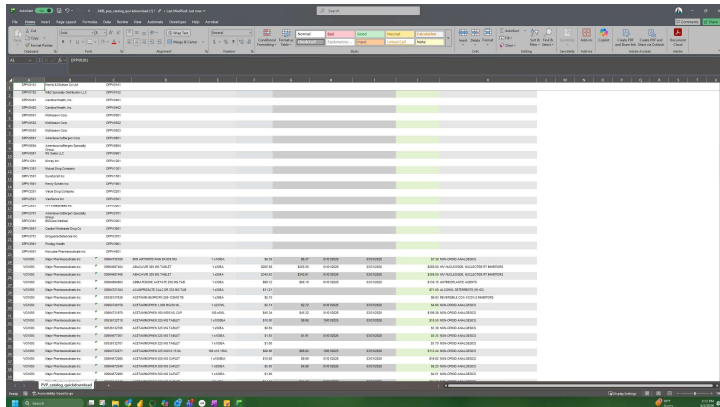
18. Right click and select "Delete."

Internal PVP Contract Number	Manufacturer	NDC/Item #	Label Name	Package Quantity Description	340B Selling Price	PVP Contracted Price - 340B Account	PVP Contracted Price (FF Date - 340B Account)	PVP Contracted Price Exp Date - 340B Account
DPPV101	Wm's & Weston Co Ltd	DPPV101						
DPPV102	WBO Specialty Distribution LLC	DPPV102						
DPPV401	Cardinal Health, Inc.	DPPV401						
DPPV402	Cardinal Health, Inc.	DPPV402						
DPPV501	Watson Corp	DPPV501						
DPPV502	Watson Corp	DPPV502						
DPPV503	Watson Corp	DPPV503						
DPPV601	AmericanSurgen Corp	DPPV601						
DPPV604	AmericanSurgen Specialty Group	DPPV604						
DPPV601	RS Sales LLC	DPPV601						
DPPV1101	Kerrig Inc	DPPV1101						
DPPV1201	Mylan Drug Company	DPPV1201						

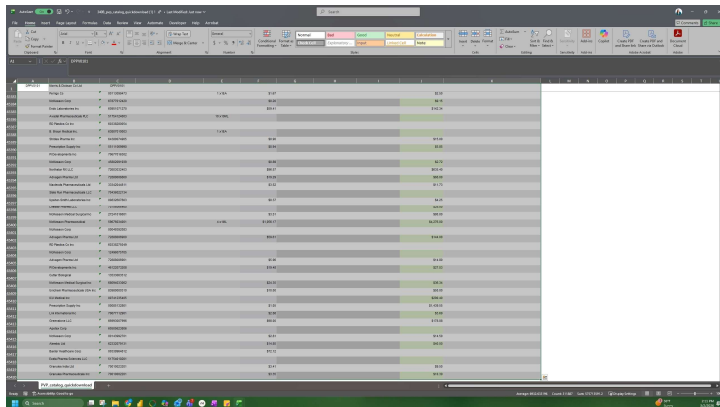
19. Click into cell A1.



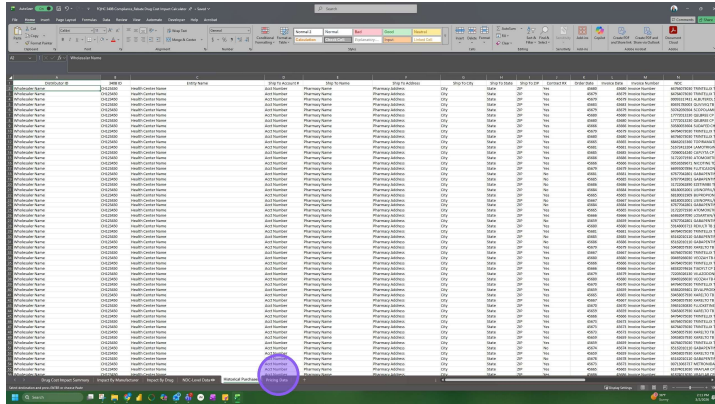
20. Press [[Ctrl]] + [[A]]



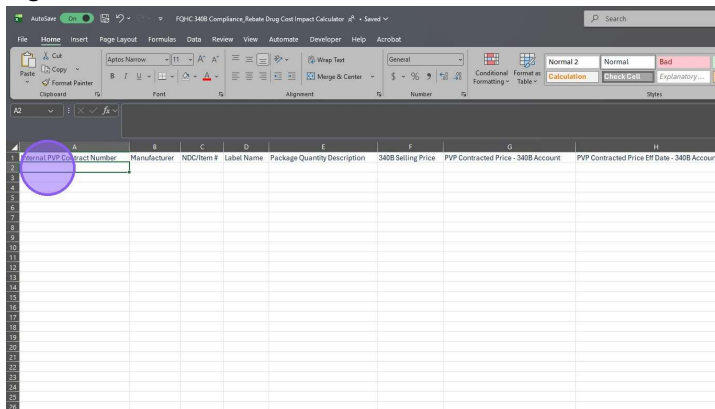
21. Press [[Ctrl]] + [[C]]



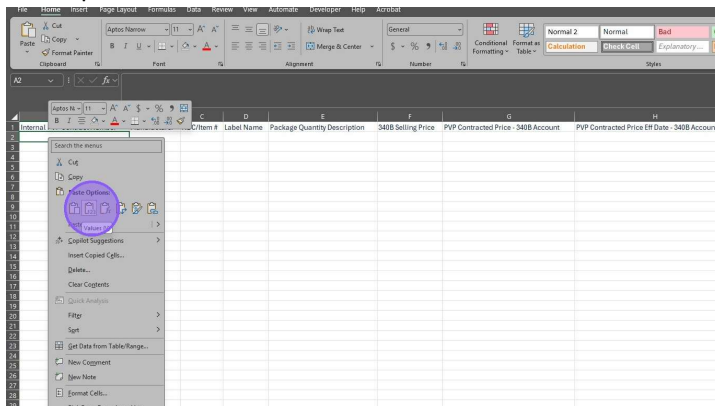
22. Return to the Calculator document and click on the "Pricing Data" tab.



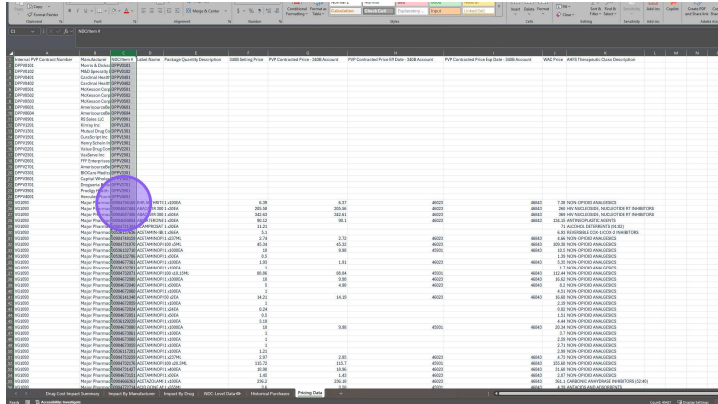
23. Right click cell A2.



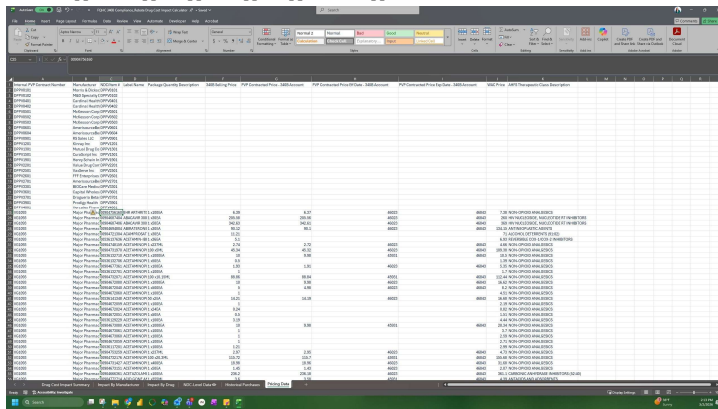
24. Select paste as "Values."



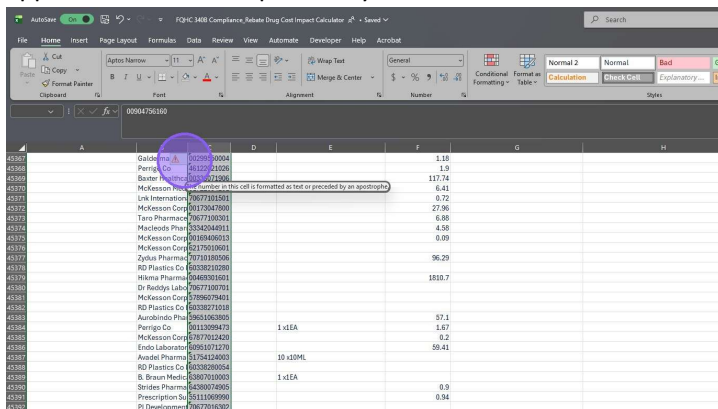
25. In column C, click on cell C25 (the first to list an actual NDC)



26. Press **[Shift] + [Ctrl] + [Down]**



27. Once the whole column is highlighted, click on the tiny drop down arrow next to the yellow caution triangle that appears next to the top cell on your screen and select "Convert to Numbers."



28. Click "NDC-Level Data" to see the financial impact of each respective NDC, including the years in which it is included as an IPAY (MFP) drug.

The screenshot shows a detailed spreadsheet with columns for 'NDC', 'Manufacturer', 'Product', 'Primary Manufacturer', 'IPAY (MFP) Drug', 'Year', 'Sales', 'Net Sales', 'Gross Profit', 'Net Profit', 'Total', 'Sales', 'Net Sales', 'Gross Profit', 'Net Profit'. A purple circle highlights the 'IPAY (MFP) Drug' column.

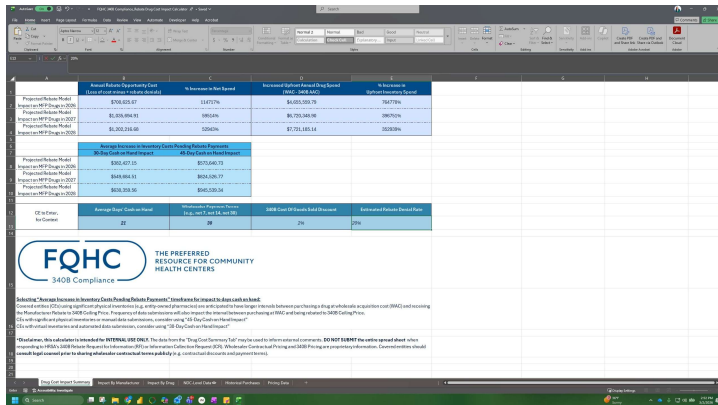
29. Click "Impact By Drug" to see the annual financial impact of each drug, broken out by year.

The screenshot displays a summary table for the years 2026, 2027, and 2028. Each year's data is organized into columns for 'Drug Name', 'Sales', 'Net Sales', 'Gross Profit', and 'Net Profit'. A purple circle highlights the 'Impact By Drug' tab label.

30. Click "Impact By Manufacturer" to see the annual financial impact of each manufacturer, by year.

The screenshot shows a summary table for the years 2026, 2027, and 2028, broken down by manufacturer. Columns include 'Manufacturer Name', 'Sales', 'Net Sales', 'Gross Profit', and 'Net Profit'. A purple circle highlights the 'Impact By Manufacturer' tab label.

31. Finally, click on "Drug Cost Impact Summary" to review the total estimated annual impact to the organization for MFP drugs under a 340B Rebate Model.



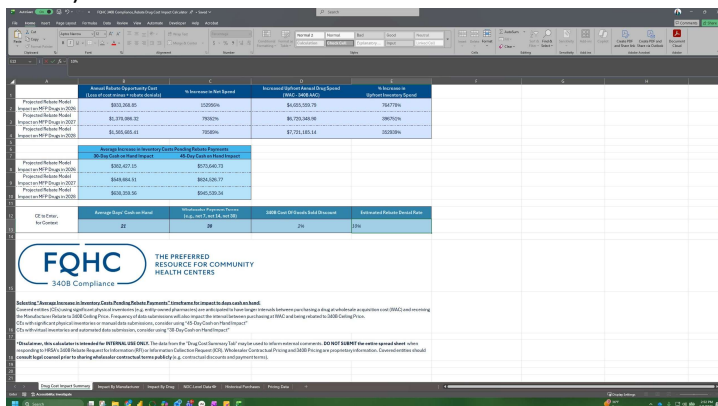
32. You can modify the percentage in cell E13 to see the impact that various percentages of rebate denials would have on overall organizational finances.



Impact:
have longer intervals between purchasing a drug at wholesale acquisition cost (WAC) and receiving a rebate at WAC and being rebated to 340B Ceiling Price.
Impact:

33. As a reminder, this calculator is intended for INTERNAL USE ONLY.

The data from the "Drug Cost Summary Tab" may be used to inform external comments. DO NOT SUBMIT the entire spreadsheet when responding to HRSA's 340B Rebate Request for Information (RFI) or Information Collection Request (ICR). Wholesaler Contractual Pricing and 340B Pricing are proprietary information. Covered entities should consult legal counsel prior to sharing wholesaler contractual terms publicly (e.g. contractual discounts and payment terms).



34. When reviewing the average increase in inventory costs pending rebate payments, it is helpful to review your organization's unique circumstances before electing which time frame of impact to cash-on-hand is most informative for your entity.

For example, Covered entities (CEs) using significant physical inventories (e.g. entity-owned pharmacies) are anticipated to have longer intervals between purchasing a drug at wholesale acquisition cost (WAC) and receiving the Manufacturer Rebate to 340B Ceiling Price. Frequency of data submissions will also impact the interval between purchasing at WAC and being rebated to 340B Ceiling Price.

- a. CEs with significant physical inventories or manual data submissions, consider using "45-Day Cash on Hand Impact"
- b. CEs with virtual inventories and automated data submission, consider using "30-Day Cash on Hand Impact"