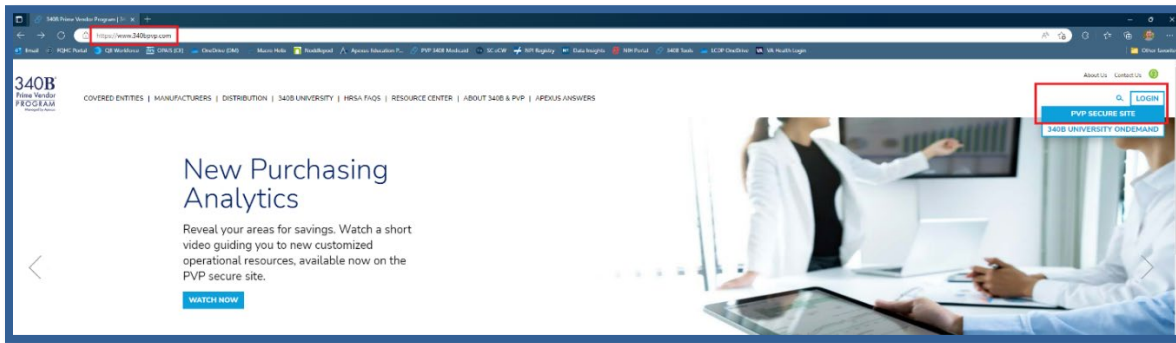


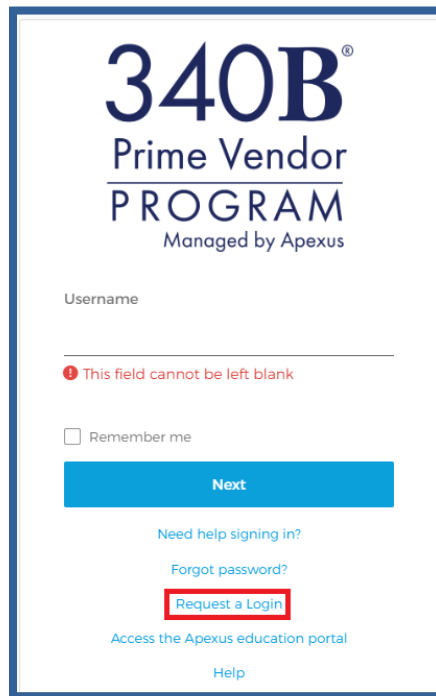
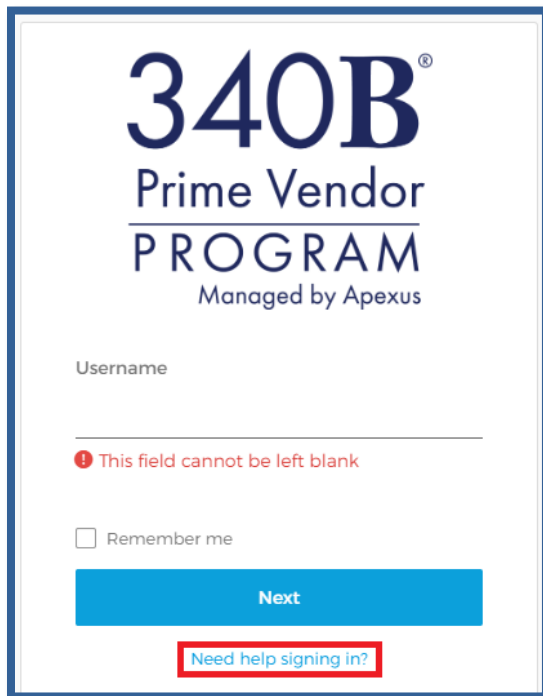
340B Rebate Model Drug Impact Calculator User Guide

Create a PVP Secure Site Login (Skip this section if you already have one)

1. Go to www.340bpvp.com
2. Click Login then PVP Secure Site



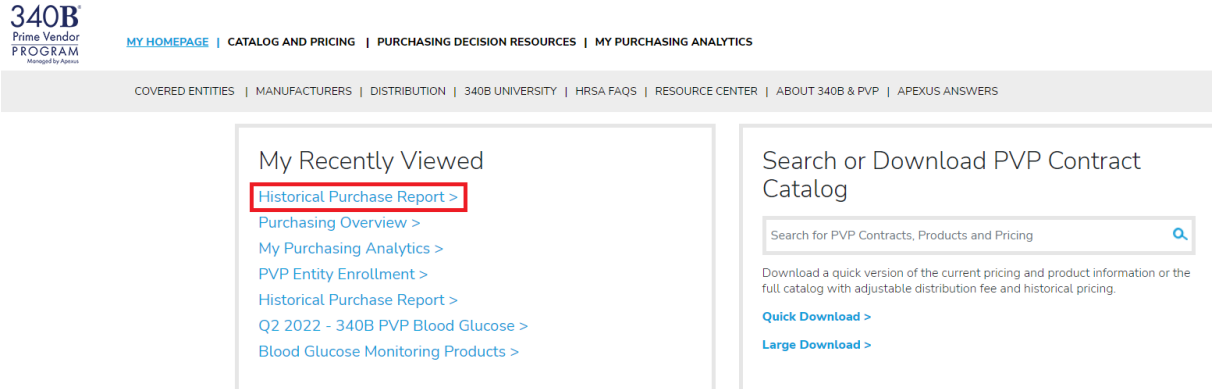
3. Click Need Help Signing In and then Request a Login



4. Enter your health center email address and click Next
5. Complete the form
6. Click Select next to one of your health center sites
7. Submit the form

Run the Historical Purchase Report

1. Log into www.340bpvp.com PVP Secure Site
2. Look for Historical Purchase Report under “My Recently Viewed”



340B Prime Vendor PROGRAM
[MY HOMEPAGE](#) | [CATALOG AND PRICING](#) | [PURCHASING DECISION RESOURCES](#) | [MY PURCHASING ANALYTICS](#)

COVERED ENTITIES | MANUFACTURERS | DISTRIBUTION | 340B UNIVERSITY | HRSA FAQs | RESOURCE CENTER | ABOUT 340B & PVP | APEXUS ANSWERS

My Recently Viewed

- Historical Purchase Report >**
- Purchasing Overview >
- My Purchasing Analytics >
- PVP Entity Enrollment >
- Historical Purchase Report >
- Q2 2022 - 340B PVP Blood Glucose >
- Blood Glucose Monitoring Products >

Search or Download PVP Contract Catalog

Search for PVP Contracts, Products and Pricing

Download a quick version of the current pricing and product information or the full catalog with adjustable distribution fee and historical pricing.

[Quick Download >](#)
[Large Download >](#)

3. Click to change the search parameters to “By Date”

Historical Purchases

Download historical purchasing information at the invoice level for products purchased on 340B or WAC accounts through PVP contracted distributors. This report may not include information for products purchased directly from a manufacturer or through non-contracted distributors. Run this report for specific drug labeler codes, manufacturer names, NDCs, or a date range.

Entity:

Select One: By NDC By Labeler Code By Manufacturer **By Date**

NDC:

Labeler Code:

Manufacturer:

Date Range:

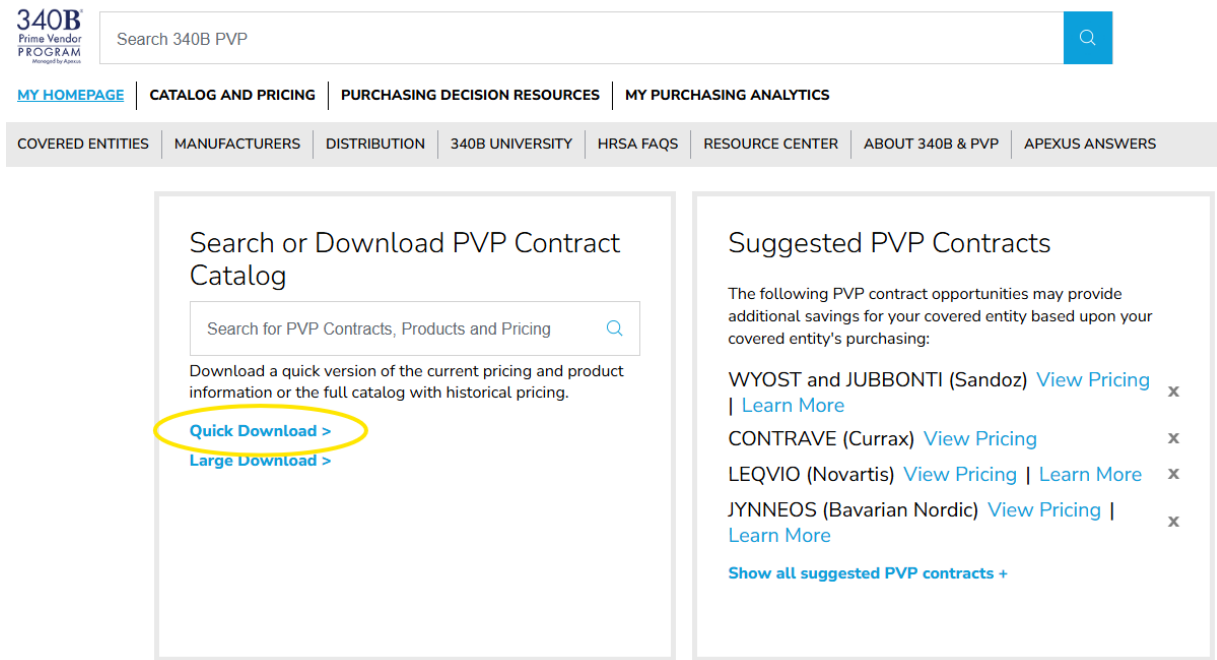
The data provided were purchases reported to Apexus by our Authorized Distributors. The data may not reflect all purchases for any given search due to factors such as manufacturer direct purchases or utilization of a non-contracted distributor.

For assistance, contact Apexus Answers by calling (888) 340-2787 or email apexusanswers@340Bpvp.com.

4. Change Date Range to “Prior Calendar Year”
5. Click Export

Run the PVP Contract Catalog

1. Log into www.340bpvp.com PVP Secure Site
2. Click Quick Download under the Search or Download PVP Contract Catalog Section on the Homepage



340B Prime Vendor PROGRAM
Managed by Apexus

Search 340B PVP

[MY HOMEPAGE](#) | [CATALOG AND PRICING](#) | [PURCHASING DECISION RESOURCES](#) | [MY PURCHASING ANALYTICS](#)

[COVERED ENTITIES](#) | [MANUFACTURERS](#) | [DISTRIBUTION](#) | [340B UNIVERSITY](#) | [HRSA FAQs](#) | [RESOURCE CENTER](#) | [ABOUT 340B & PVP](#) | [APEXUS ANSWERS](#)

Search or Download PVP Contract Catalog

Search for PVP Contracts, Products and Pricing

Download a quick version of the current pricing and product information or the full catalog with historical pricing.

Quick Download >
Large Download >

Suggested PVP Contracts

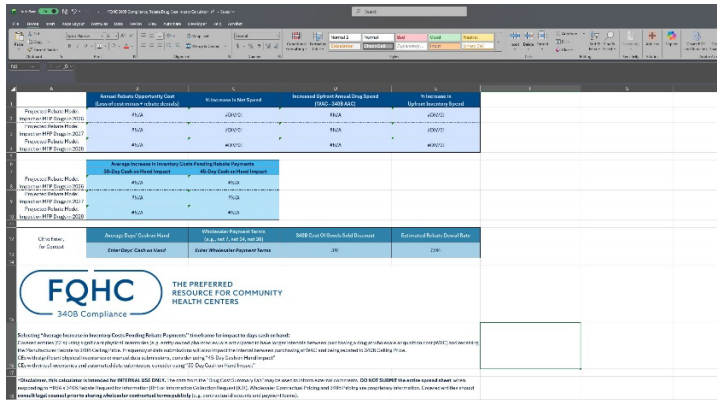
The following PVP contract opportunities may provide additional savings for your covered entity based upon your covered entity's purchasing:

- WYOST and JUBBONTI (Sandoz) [View Pricing](#) | [Learn More](#) x
- CONTRAVE (Currax) [View Pricing](#) x
- LEQVIO (Novartis) [View Pricing](#) | [Learn More](#) x
- JYNNEOS (Bavarian Nordic) [View Pricing](#) | [Learn More](#) x

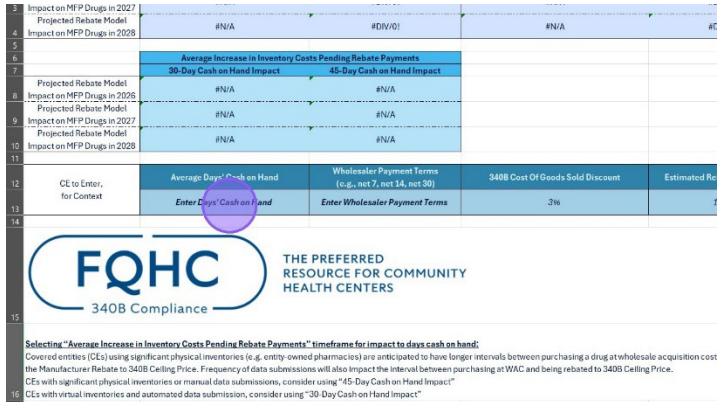
[Show all suggested PVP contracts +](#)

Calculating Rebate Model Impact on Drug Costs

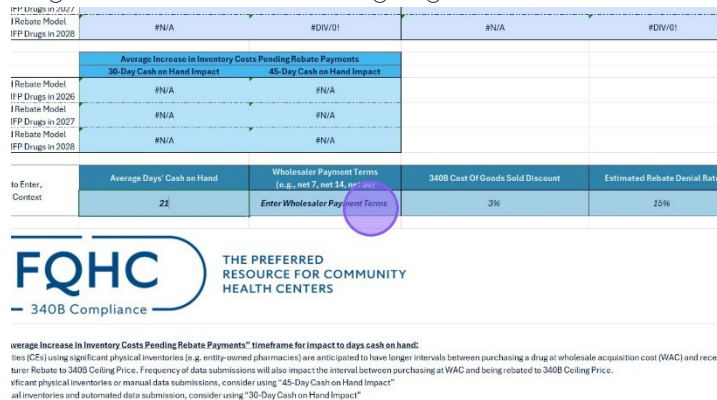
1. Open FQHC 340B Compliance_Rebate Drug Cost Impact Calculator



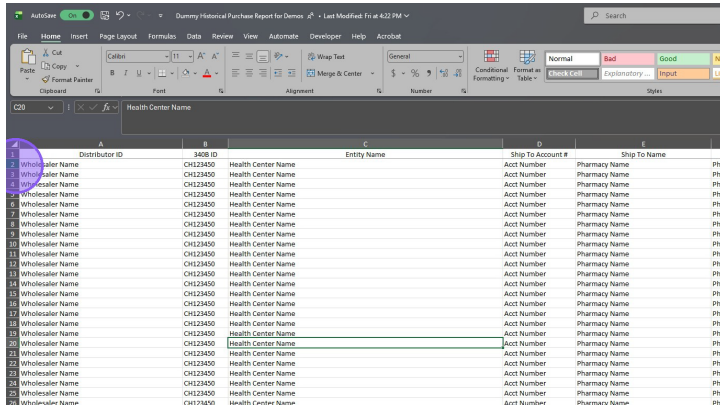
2. Click on cell B13 to enter your organization's days' cash on hand. This will not factor into any calculations but provides context to the impact on the organization as a whole.



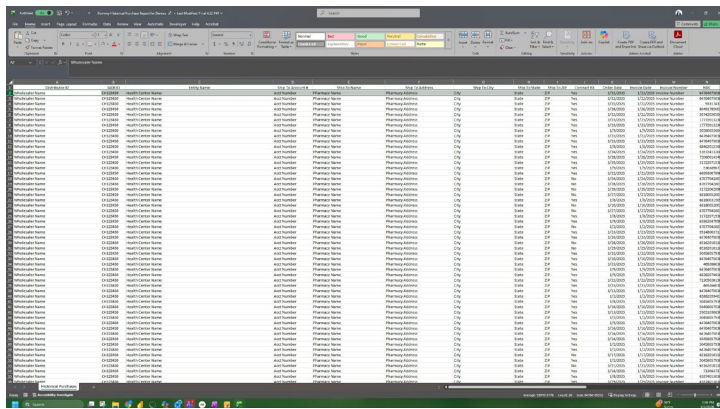
3. Click on cell C13 to enter your organization's wholesaler payment terms. Again, this will not factor into any calculations but provides additional context to the impact on the organization and its ability to purchase drugs at a WAC cost on an ongoing basis.



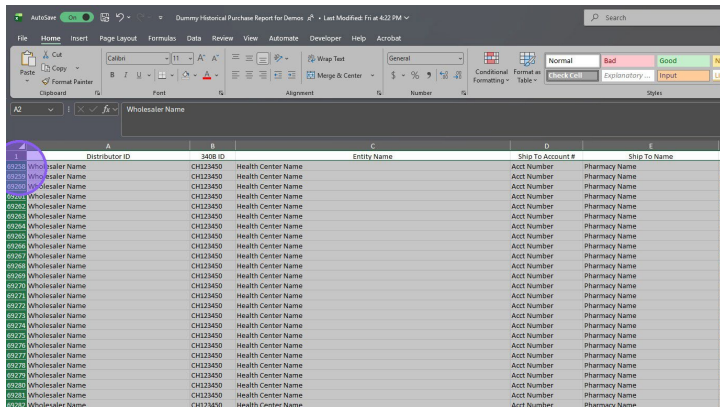
7. Click on the number 2 to highlight the second row of the sheet.



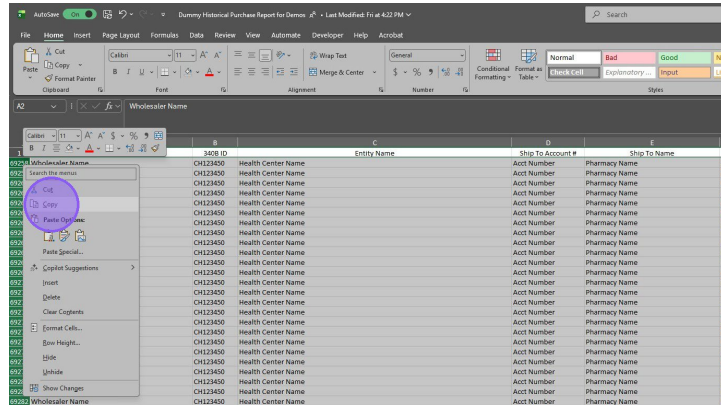
8. Press [[Shift]] + [[Ctrl]] + [[Down]]



9. Once the entire table is highlighted, right click anywhere on the sheet.



10. Click "Copy"



11. Return to the Calculator document and click on the "Historical Purchases" tab at the bottom.

Drugs in 2027	#/A	#/A		
Drugs in 2028				
Inter. next	Average Days' Cash on Hand	Wholesaler Payment Terms (e.g., net 7, net 14, net 30)	340B Cost Of Goods Sold Discount	Estimated Rebate Denial Rate
	21	30	2%	10%

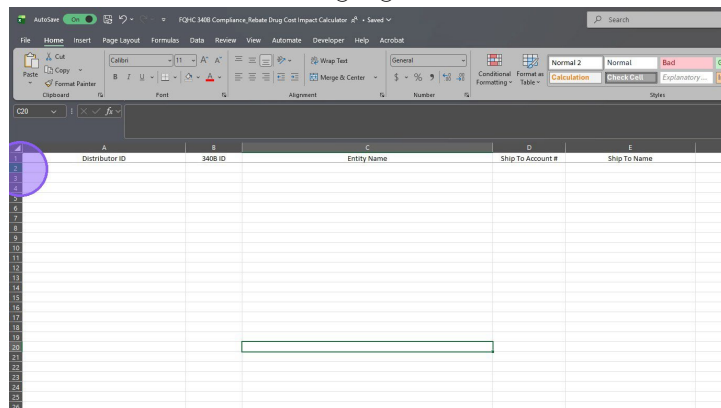
FQHC THE PREFERRED RESOURCE FOR COMMUNITY HEALTH CENTERS
340B Compliance

age increase in Inventory Costs Pending Rebate Payments? timeframe for impact to days cash on hand:
 (CE) using significant physical inventories (e.g. entity-owned pharmacies) are anticipated to have longer intervals between purchasing a drug at wholesale acquisition cost (WAC) and receiving a Rebate to 340B Ceiling Price. Frequency of data submissions will also impact the interval between purchasing at WAC and being rebated to 340B Ceiling Price.
 ant physical inventories or manual data submissions, consider using "45-Day Cash on Hand Impact"
 inventories and automated data submission, consider using "30-Day Cash on Hand Impact"

Is calculator intended for INTERNAL USE ONLY. The data from the "Drug Cost Summary Tab" may be used to inform external comments. **DO NOT SUBMIT the entire spread sheet** when ISA's 340B Rebate Request for Information (RFI) or Information Collection Request (ICR). Wholesaler Contractual Pricing and 340B Pricing are proprietary information. Covered entities should **unsel prior to sharing wholesaler contractual terms publicly** (e.g. contractual discounts and payment terms).

Cost Impact Summary | Impact by Manufacturer | Impact by Drug | NDC Level Data | **Historical Purchases** | Pricing Data

12. Click on the number 2 to highlight the second row of the sheet.



16. Open the 340B PVP Catalog Quick Download report you ran for the current quarter.

Internal PVP Contract Number	Manufacturer	NDC/Item #	Label Name	Package Quantity Description	MRP Selling Price	PVP Contracted Price (340B Account)	PVP Contracted Price (ER Date - 340B Account)	PVP Contracted Price (Exp Date - 340B Account)
DPPV0101	Horm & Leonard Co LLC	DPPV0101						
DPPV0102	MSD Specialty Distribution LLC	DPPV0102						
DPPV0401	Cardinal Health, Inc.	DPPV0401						
DPPV0402	Cardinal Health, Inc.	DPPV0402						
DPPV0501	Wockess Corp	DPPV0501						
DPPV0502	Wockess Corp	DPPV0502						
DPPV0503	Wockess Corp	DPPV0503						
DPPV0901	AmericanSafarigen Corp	DPPV0901						
DPPV0904	AmericanSafarigen Specialty Group	DPPV0904						
DPPV0901	BC Sures LLC	DPPV0901						
DPPV1001	Koray Inc	DPPV1001						
DPPV1301	Mutual Drug Company	DPPV1301						

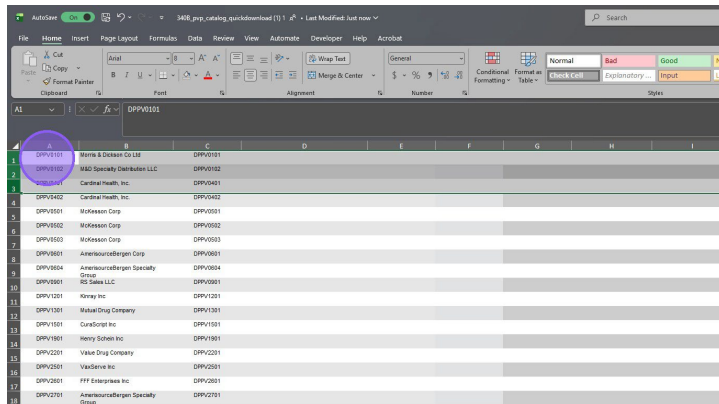
17. Highlight the top three rows by clicking on the 1 and dragging down to the 3.

Internal PVP Contract Number	Manufacturer	NDC/Item #	Label Name	Package Quantity Description	MRP Selling Price	PVP Contracted Price (340B Account)	PVP Contracted Price (ER Date - 340B Account)	PVP Contracted Price (Exp Date - 340B Account)
DPPV0101	Horm & Leonard Co LLC	DPPV0101						
DPPV0102	MSD Specialty Distribution LLC	DPPV0102						
DPPV0401	Cardinal Health, Inc.	DPPV0401						
DPPV0402	Cardinal Health, Inc.	DPPV0402						
DPPV0501	Wockess Corp	DPPV0501						
DPPV0502	Wockess Corp	DPPV0502						
DPPV0503	Wockess Corp	DPPV0503						
DPPV0901	AmericanSafarigen Corp	DPPV0901						
DPPV0904	AmericanSafarigen Specialty Group	DPPV0904						
DPPV0901	BC Sures LLC	DPPV0901						
DPPV1001	Koray Inc	DPPV1001						
DPPV1301	Mutual Drug Company	DPPV1301						

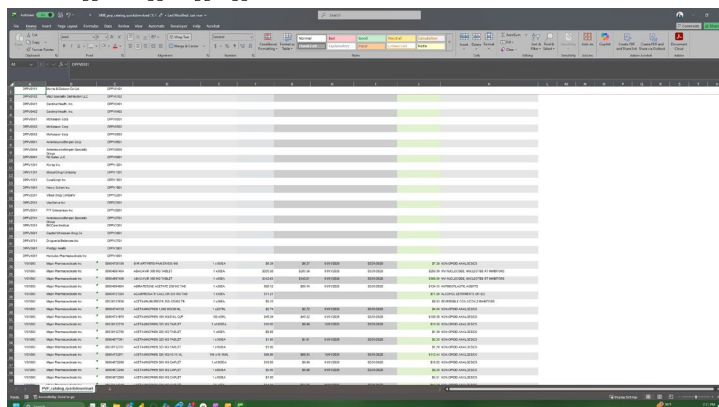
18. Right click and select "Delete."

Internal PVP Contract Number	Manufacturer	NDC/Item #	Label Name	Package Quantity Description	MRP Selling Price	PVP Contracted Price (340B Account)	PVP Contracted Price (ER Date - 340B Account)	PVP Contracted Price (Exp Date - 340B Account)
DPPV0101	Horm & Leonard Co LLC	DPPV0101						
DPPV0102	MSD Specialty Distribution LLC	DPPV0102						
DPPV0401	Cardinal Health, Inc.	DPPV0401						
DPPV0402	Cardinal Health, Inc.	DPPV0402						
DPPV0501	Wockess Corp	DPPV0501						
DPPV0502	Wockess Corp	DPPV0502						
DPPV0503	Wockess Corp	DPPV0503						
DPPV0901	AmericanSafarigen Corp	DPPV0901						
DPPV0904	AmericanSafarigen Specialty Group	DPPV0904						
DPPV0901	BC Sures LLC	DPPV0901						
DPPV1001	Koray Inc	DPPV1001						
DPPV1301	Mutual Drug Company	DPPV1301						
DPPV2201	Value Drug Company	DPPV2201						
DPPV2801	Valencia Inc	DPPV2801						
DPPV2801	FFF America Inc	DPPV2801						
DPPV2701	AmericanSafarigen Specialty Group	DPPV2701						
DPPV3101	BC Care Medical	DPPV3101						
DPPV3801	Capital Wholesale Drug Co	DPPV3801						
DPPV3701	Drogaria Betanos Inc	DPPV3701						

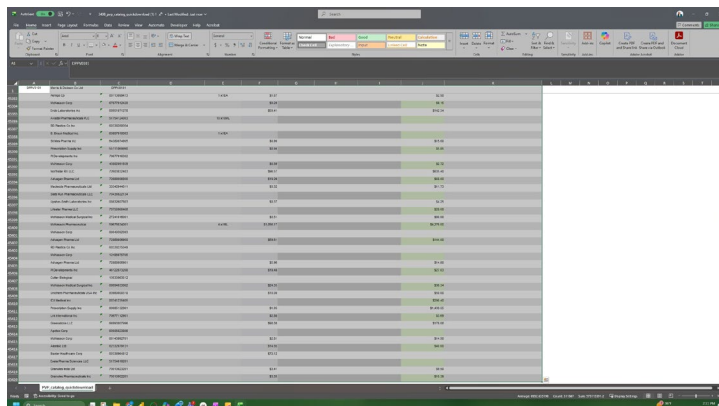
19. Click into cell A1.



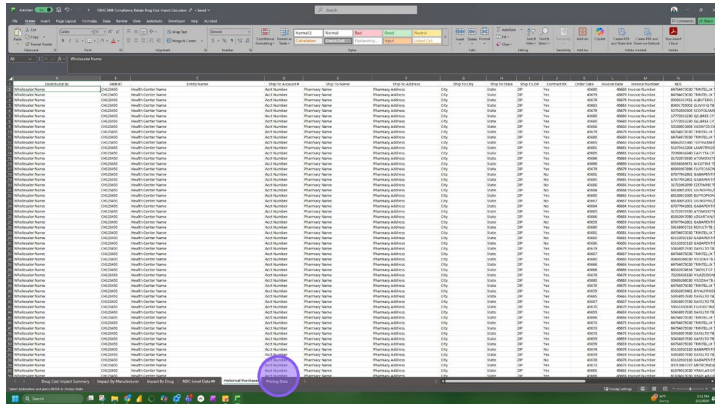
20. Press [[Ctrl]] + [[A]]



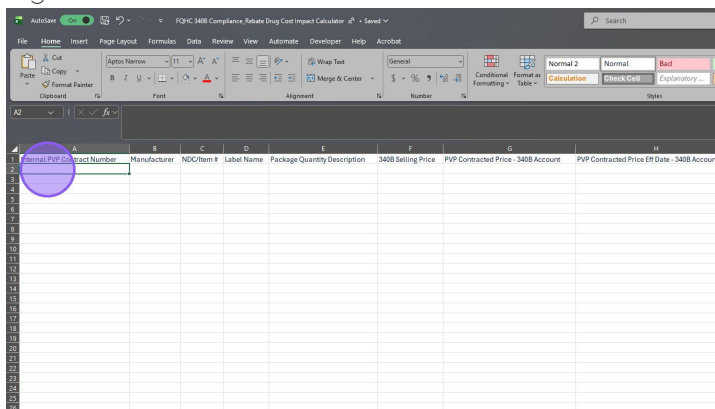
21. Press [[Ctrl]] + [[C]]



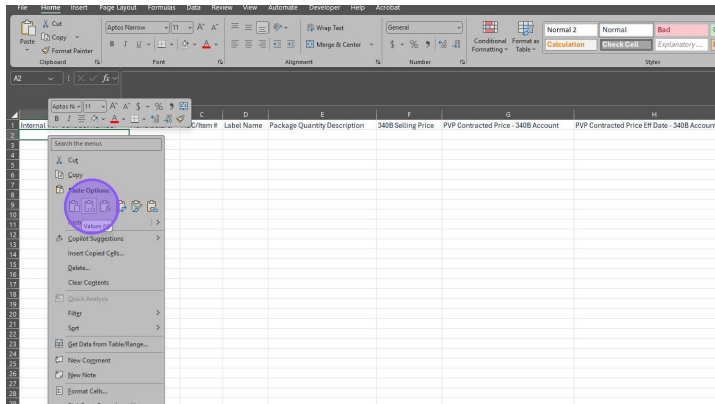
22. Return to the Calculator document and click on the "Pricing Data" tab.



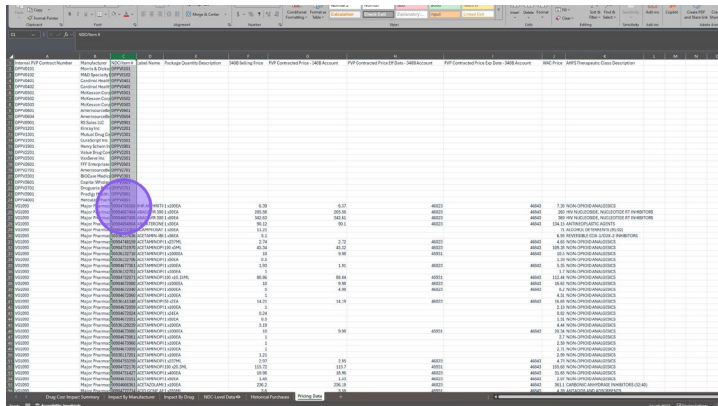
23. Right click cell A2.



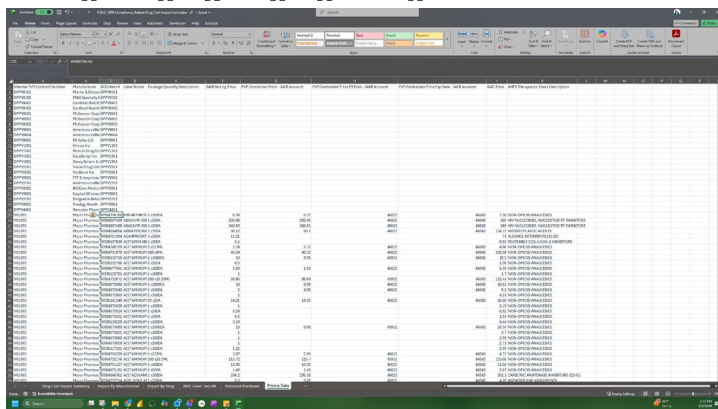
24. Select paste as "Values."



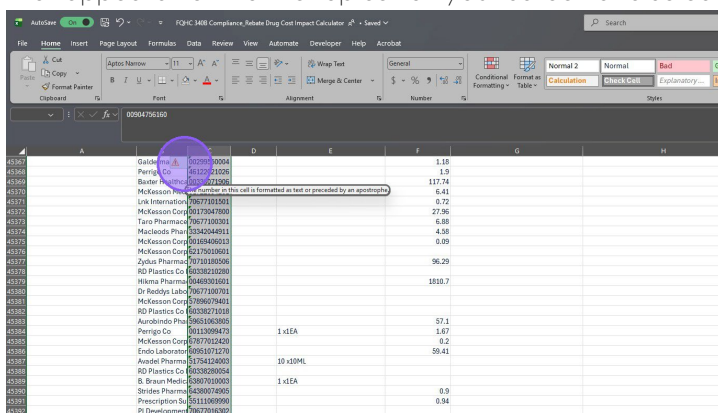
25. In column C, click on cell C25 (the first to list an actual NDC)



26. Press [[Shift]] + [[Ctrl]] + [[Down]]



27. Once the whole column is highlighted, click on the tiny drop down arrow next to the yellow caution triangle that appears next to the top cell on your screen and select "Convert to Numbers."



28. Click "NDC-Level Data" to see the financial impact of each respective NDC, including the years in which it is included as an IPAY (MFP) drug.

The screenshot shows a detailed spreadsheet titled "NDC-Level Data". The columns include: NDC, Product, Primary Manufacturer, IPAY (MFP) Drug, and various financial metrics such as "Calculating Annual Financial Impact on Drug Expense" and "Cost/Max Impact/Discount/Net Cost". A purple circle highlights the "IPAY (MFP) Drug" column.

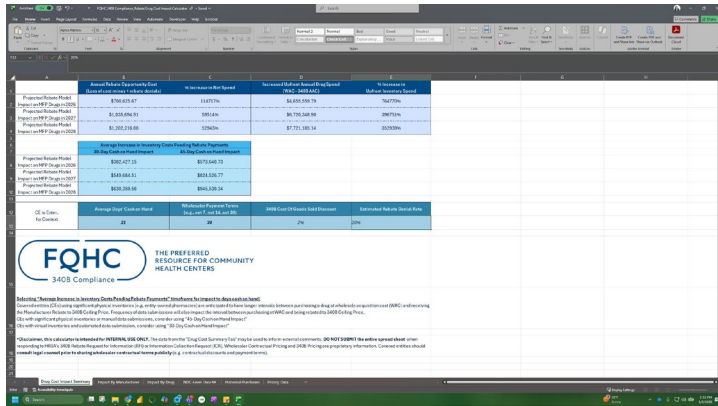
29. Click "Impact By Drug" to see the annual financial impact of each drug, broken out by year.

The screenshot displays the "Impact By Drug" view, organized by year (2026, 2027, 2028). Each year's data is presented in a table with columns for drug name, "Annual Financial Impact", and "Net Cost". A purple circle highlights the "Annual Financial Impact" column.

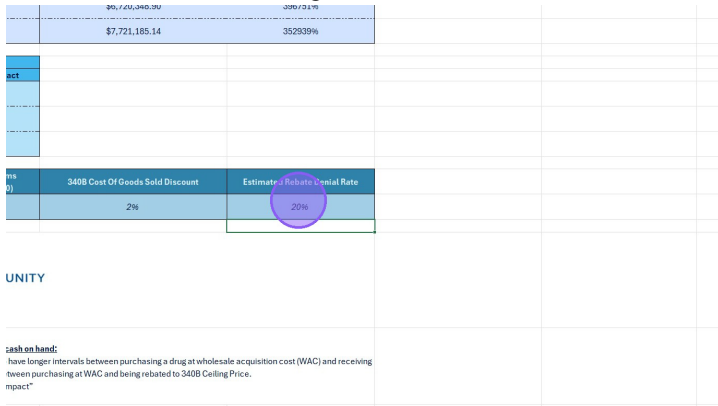
30. Click "Impact By Manufacturer" to see the annual financial impact of each manufacturer, by year.

The screenshot shows the "Impact By Manufacturer" view, also organized by year (2026, 2027, 2028). The data is presented in a table with columns for manufacturer name, "Annual Financial Impact", and "Net Cost". A purple circle highlights the "Annual Financial Impact" column.

31. Finally, click on "Drug Cost Impact Summary" to review the total estimated annual impact to the organization for MFP drugs under a 340B Rebate Model.



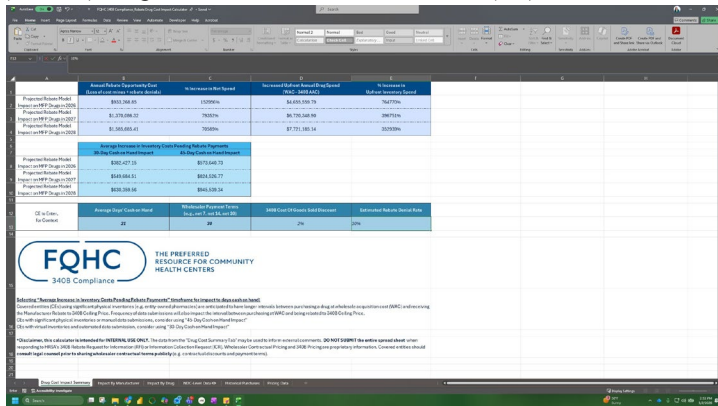
32. You can modify the percentage in cell E13 to see the impact that various percentages of rebate denials would have on overall organizational finances.



cash on hand:
Have longer intervals between purchasing a drug at wholesale acquisition cost (WAC) and receiving payment purchasing at WAC and being rebated to 340B Ceiling Price.
impact*

33. As a reminder, this calculator is intended for INTERNAL USE ONLY.

The data from the "Drug Cost Summary Tab" may be used to inform external comments. DO NOT SUBMIT the entire spreadsheet when responding to HRSA's 340B Rebate Request for Information (RFI) or Information Collection Request (ICR). Wholesaler Contractual Pricing and 340B Pricing are proprietary information. Covered entities should consult legal counsel prior to sharing wholesaler contractual terms publicly (e.g. contractual discounts and payment terms).



34. When reviewing the average increase in inventory costs pending rebate payments, it is helpful to review your organization's unique circumstances before electing which time frame of impact to cash-on-hand is most informative for your entity.

For example, Covered entities (CEs) using significant physical inventories (e.g. entity-owned pharmacies) are anticipated to have longer intervals between purchasing a drug at wholesale acquisition cost (WAC) and receiving the Manufacturer Rebate to 340B Ceiling Price. Frequency of data submissions will also impact the interval between purchasing at WAC and being rebated to 340B Ceiling Price.

- a. CEs with significant physical inventories or manual data submissions, consider using "45-Day Cash on Hand Impact"
- b. CEs with virtual inventories and automated data submission, consider using "30-Day Cash on Hand Impact"